

2

0

2

5

City of Johns Creek

ANNUAL
BUDGET

Index

[General Fund Summary](#)

[Revenues](#)

- | | |
|--|---|
| <u>1. Local Option Sales Tax</u> | <u>6. Electric Franchise Fees</u> |
| <u>2. Property Taxes</u> | <u>7. Business & Occupation Tax</u> |
| <u>3. Insurance Premium Tax</u> | <u>8. Municipal Court Fees</u> |
| <u>4. Motor Vehicle TAVT</u> | <u>9. Building Residential</u> |
| <u>5. Interest Earnings</u> | <u>10. Gas Franchise Fees</u> |

[Personnel](#)

[Department Summary](#)

- | | | |
|--|--|---|
| <u>City Clerk</u> | <u>Court</u> | <u>IT/GIS</u> |
| <u>City Council</u> | <u>Facilities</u> | <u>Legal</u> |
| <u>City Manager</u> | <u>Finance</u> | <u>Police</u> |
| <u>Communications</u> | <u>Fire</u> | <u>Public Works</u> |
| <u>Community Development</u> | <u>Human Resources</u> | <u>Recreation and Parks</u> |

[Capital and Enhancement Projects](#)

[Infrastructure Maintenance Accrual](#)

[Equipment Replacement Accrual](#)

[Vehicle Replacement Accrual](#)

[Parks Bond Fund](#)

[TSPLOST Fund](#)

[TSPLOST II Fund](#)

[Other Funds](#)

[Debt Fund](#)

[Capital Improvement Plan](#)

100000 - General Fund (Summary)

Summary of General Fund Revenues and Expenditures									
Revenues		FY2022	FY2023	FY2024			FY2025	\$ Inc (Dec)	% Inc
Object	Account	Actuals	Actuals	Revised	YTD 07/31	Annualized	Adopted	from 2024	(Dec)
313100	Local Option Sales Tax	\$28,164,964	\$27,726,852	\$29,500,000	\$20,767,809	\$27,679,630	\$27,500,000	(\$2,000,000)	-7%
	Property Taxes (Current + Prior Year)	\$20,419,902	\$21,024,199	\$22,345,205	\$1,039,509	\$23,048,650	\$23,376,008	\$1,030,803	5%
316200	Insurance Premium Tax	\$6,724,630	\$7,312,951	\$6,800,000	\$0	\$7,312,951	\$7,400,000	\$600,000	9%
311315	Motor Vehicle TAVT	\$3,214,224	\$3,630,631	\$4,000,000	\$2,608,585	\$3,247,116	\$3,250,000	(\$750,000)	-19%
361000	Interest Earnings	\$257,656	\$2,344,569	\$1,700,000	\$2,559,440	\$2,959,789	\$2,834,000	\$1,134,000	67%
311710	Electric Franchise Fees	\$2,645,999	\$2,924,296	\$3,000,000	\$2,196,430	\$2,743,028	\$2,850,000	(\$150,000)	-5%
316100	Business & Occupation Tax	\$1,914,255	\$1,990,840	\$2,000,000	\$1,968,430	\$2,018,307	\$2,200,000	\$200,000	10%
351170	Municipal Court Fees	\$914,873	\$1,254,787	\$1,250,000	\$1,078,386	\$1,264,132	\$1,322,000	\$72,000	6%
323101	Building Residential	\$877,953	\$826,918	\$854,000	\$895,463	\$1,111,670	\$1,252,000	\$398,000	47%
311730	Gas Franchise Fees	\$931,851	\$971,067	\$1,009,000	\$774,489	\$1,032,652	\$1,050,000	\$41,000	4%
	Other Revenues	\$6,228,798	\$5,986,840	\$5,576,950	\$4,571,837	\$5,629,220	\$5,653,900	\$76,950	1%
	Subtotal - Revenues	\$72,295,105	\$75,993,949	\$78,035,155	\$38,460,378	\$78,047,145	\$78,687,908	\$652,753	1%
391000	Operating Transfers In	\$0	\$1,200,000	\$0	\$0	\$0	\$0	\$0	
399999	Use of Fund Balance	\$0	\$1,804,047	\$2,048,474	\$2,048,474	\$2,048,474	\$1,283,933	(\$764,541)	

Subtotal - All Revenues	\$72,295,105	\$78,997,996	\$80,083,629	\$40,508,852	\$80,095,619	\$79,971,841	(\$111,788)	0%
--------------------------------	---------------------	---------------------	---------------------	---------------------	---------------------	---------------------	--------------------	-----------

Expenditures		FY2022	FY2023	FY2024			FY2025	\$ Inc (Dec)	% Inc
Object	Account	Actuals	Actuals	Revised	YTD 07/31	Annualized	Adopted	from 2024	(Dec)
1001330	City Clerk	\$636,909	\$865,847	\$959,034	\$270,476	\$382,139	\$527,495	(\$431,539)	-45%
1001310	City Council	\$349,770	\$298,168	\$376,007	\$247,372	\$354,805	\$302,012	(\$73,995)	-20%
1001320	City Manager	\$1,002,672	\$1,338,270	\$1,842,552	\$1,230,634	\$1,788,491	\$2,005,515	\$162,963	9%
1001570	Communications	\$791,448	\$787,929	\$891,461	\$676,300	\$867,163	\$900,682	\$9,221	1%
1007410	Community Development	\$2,246,410	\$2,324,903	\$2,761,241	\$1,974,273	\$2,445,864	\$3,031,190	\$269,949	10%
1002650	Court	\$643,180	\$676,856	\$799,045	\$624,532	\$765,772	\$1,041,542	\$242,497	30%
1001565	Facilities	\$2,616,178	\$2,636,945	\$2,785,449	\$2,128,076	\$2,750,428	\$2,952,489	\$167,040	6%
1001511	Finance	\$1,600,072	\$2,048,202	\$1,868,315	\$1,508,204	\$1,845,295	\$1,952,694	\$84,379	5%
1003510	Fire	\$10,043,327	\$12,710,366	\$14,579,388	\$11,832,303	\$14,661,226	\$15,939,845	\$1,360,457	9%
1001540	Human Resources	\$895,904	\$610,455	\$1,326,625	\$1,119,292	\$1,333,299	\$1,478,751	\$152,126	11%
1001535	IT/GIS	\$2,259,071	\$2,411,728	\$2,557,977	\$2,055,005	\$2,359,262	\$2,800,685	\$242,708	9%
1001530	Legal	\$371,325	\$407,565	\$450,000	\$284,155	\$423,000	\$450,000	\$0	0%
1003210	Police	\$10,639,051	\$13,675,528	\$15,686,838	\$11,947,519	\$15,113,367	\$17,640,597	\$1,953,759	12%
1004110	Public Works	\$6,270,838	\$6,427,391	\$6,857,636	\$5,022,100	\$6,950,482	\$7,233,036	\$375,400	5%
1006110	Recreation & Parks	\$2,179,382	\$3,345,198	\$4,433,385	\$3,364,949	\$4,347,718	\$4,720,332	\$286,947	6%
	Subtotal - Expenditures	\$42,545,539	\$50,565,350	\$58,174,953	\$44,285,191	\$56,388,309	\$62,976,865	\$4,801,912	8%

BALANCE	\$29,749,566	\$28,432,646	\$21,908,676	(\$3,776,340)	\$23,707,310	\$16,994,976	(\$4,913,700)	-22%
----------------	---------------------	---------------------	---------------------	----------------------	---------------------	---------------------	----------------------	-------------

Transfers Out		FY2022	FY2023	FY2024			FY2025	\$ Inc (Dec)	% Inc
Object	Account	Actuals	Actuals	Revised	YTD 07/31	Annualized	Adopted	from 2024	(Dec)
3010000	Capital/Enhancements	\$11,880,513	\$12,012,928	\$5,752,500	\$5,752,500	\$5,752,500	\$8,557,000	\$2,804,500	49%
3020000	Infrastructure Maintenance Accrual	\$12,215,946	\$12,786,483	\$12,650,714	\$12,650,714	\$12,650,714	\$3,328,730	(\$9,321,984)	-74%
3030000	Equipment Accrual	\$1,092,039	\$1,184,572	\$1,424,881	\$1,424,881	\$1,424,881	\$1,570,846	\$145,965	10%
3500000	Vehicle Replacement Accrual	\$1,053,517	\$1,185,270	\$1,270,608	\$1,270,608	\$1,270,608	\$2,164,664	\$894,056	70%
5600000	Stormwater Fund	\$36,200	\$0	\$0	\$0	\$0	\$0	\$0	0%
	Debt Service/Other Fund	\$0	\$1,200,000	\$0	\$0	\$0	\$455,759	\$455,759	0%
	General Fund Unassigned	\$0	\$0	\$0	\$0	\$0	\$917,977	\$917,977	0%
	Subtotal - Transfers Out	\$26,278,215	\$28,369,253	\$21,098,703	\$21,098,703	\$21,098,703	\$16,994,976	(\$4,103,727)	-19%

Balanced							\$0
-----------------	--	--	--	--	--	--	------------

100000 Revenues (Summary)

Detailed Breakdown of Revenues									
Top 10 Revenue Sources		FY2022	FY2023	FY2024			FY2025	\$ Inc (Dec) from	% Inc
Object	Account	Actuals	Actuals	Revised	YTD 07/31	Annualized	Adopted	2024	(Dec)
313100	Local Option Sales Tax	\$28,164,964	\$27,726,852	\$29,500,000	\$20,767,809	\$27,679,630	\$27,500,000	(\$2,000,000)	-7%
311100	Real Property Current Year	\$18,775,777	\$18,679,560	\$21,696,069	\$0	\$21,988,623	\$22,695,947	\$999,878	5%
311200	Real Property Prior Year	\$1,644,125	\$2,344,638	\$649,136	\$1,039,509	\$1,060,027	\$680,061	\$30,925	5%
316200	Insurance Premium Tax	\$6,724,630	\$7,312,951	\$6,800,000	\$0	\$7,312,951	\$7,400,000	\$600,000	9%
311315	Motor Vehicle TAVT	\$3,214,224	\$3,630,631	\$4,000,000	\$2,608,585	\$3,247,116	\$3,250,000	(\$750,000)	-19%
361000	Interest Earnings	\$257,656	\$2,344,569	\$1,700,000	\$2,559,440	\$2,959,789	\$2,834,000	\$1,134,000	67%
311710	Electric Franchise Fees	\$2,645,999	\$2,924,296	\$3,000,000	\$2,196,430	\$2,743,028	\$2,850,000	(\$150,000)	-5%
316100	Business & Occupation Tax	\$1,914,255	\$1,990,840	\$2,000,000	\$1,968,430	\$2,018,307	\$2,200,000	\$200,000	10%
351170	Municipal Court Fees	\$914,873	\$1,254,787	\$1,250,000	\$1,078,386	\$1,264,132	\$1,322,000	\$72,000	6%
323101	Building Residential	\$877,953	\$826,918	\$854,000	\$895,463	\$1,111,670	\$1,252,000	\$398,000	47%
311730	Gas Franchise Fees	\$931,851	\$971,067	\$1,009,000	\$774,489	\$1,032,652	\$1,050,000	\$41,000	4%
Subtotal - Top 10 Revenues		\$66,066,307	\$70,007,110	\$72,458,205	\$33,888,540	\$72,417,925	\$73,034,008	\$575,803	1%

Other Revenues (sorted by FY2025)									
Object	Account	FY2022	FY2023	FY2024			FY2025	\$ Inc (Dec) from	% Inc
Object	Account	Actuals	Actuals	Revised	YTD 07/31	Annualized	Adopted	2024	(Dec)
314200	Alcohol Beverage Excise	\$979,201	\$957,635	\$1,000,000	\$777,176	\$937,586	\$1,001,000	\$1,000	0%
323102	Building Commercial	\$558,937	\$719,256	\$755,000	\$315,654	\$381,630	\$696,000	(\$59,000)	-8%
311750	Television Cable Franchise Fees	\$919,251	\$842,608	\$849,000	\$530,898	\$686,838	\$620,000	(\$229,000)	-27%
321100	Alcohol Beverage Licenses	\$510,855	\$548,385	\$540,000	\$533,830	\$548,056	\$550,000	\$10,000	2%
322905	Building Plan Review	\$242,404	\$229,413	\$271,000	\$182,112	\$301,520	\$450,000	\$179,000	66%
311340	Recording Intangible Tax	\$778,645	\$409,172	\$350,000	\$303,647	\$409,352	\$352,000	\$2,000	1%
316300	Financial Institution Tax	\$278,871	\$263,655	\$289,000	\$270,356	\$270,356	\$275,000	(\$14,000)	-5%
311600	Real Estate Transfer Tax	\$274,011	\$194,438	\$191,000	\$172,274	\$235,866	\$223,000	\$32,000	17%
347930	Athletic Field Rental	\$130,469	\$169,782	\$160,000	\$130,053	\$197,799	\$200,000	\$40,000	25%
321201	Professional Flat Fee	\$128,423	\$114,800	\$98,000	\$125,200	\$131,140	\$163,000	\$65,000	66%
349930	Airbnb Fees	\$102,249	\$109,631	\$60,000	\$125,570	\$125,570	\$150,000	\$90,000	150%
391000	Operating Transfers In (CVB)	\$137,992	\$151,307	\$210,000	\$104,101	\$138,166	\$138,000	(\$72,000)	-34%
371000	Special Events Sponsorship	\$29,366	\$80,831	\$82,000	\$2,050	\$108,050	\$106,000	\$24,000	29%
322902	Administrative Fee	\$73,167	\$69,013	\$70,000	\$67,458	\$85,440	\$78,000	\$8,000	11%
311300	Motor Vehicle Tax	\$82,295	\$79,075	\$71,000	\$40,582	\$49,508	\$73,000	\$2,000	3%
321220	Insurance Fee	\$52,980	\$68,925	\$55,000	\$56,250	\$56,744	\$65,000	\$10,000	18%
322901	Site/Plan Review	\$52,650	\$44,400	\$33,000	\$40,400	\$53,227	\$60,000	\$27,000	82%
324100	Business License Penalty	\$31,435	\$62,817	\$30,000	\$38,183	\$41,581	\$48,000	\$18,000	60%
347510	Non-Resident Fees	\$36,232	\$65,676	\$50,000	\$44,528	\$57,099	\$48,000	(\$2,000)	-4%
342130	False Alarms	\$63,375	\$63,850	\$40,000	\$36,250	\$47,430	\$37,000	(\$3,000)	-8%
322210	Zoning & Land Use Residential	\$60,274	\$19,312	\$30,000	\$26,859	\$32,044	\$32,000	\$2,000	7%
321212	Commercial	\$181,327	\$129,264	\$30,000	\$33,918	\$34,702	\$30,000	\$0	0%
383000	Damaged Property	\$100,863	\$133,329	\$30,000	\$54,742	\$58,291	\$30,000	\$0	0%
347920	Pavilion Rental	\$52,105	\$43,442	\$50,000	\$28,899	\$42,191	\$28,000	(\$22,000)	-44%
347500	Program Fees	\$20,181	\$20,541	\$15,000	\$31,011	\$33,464	\$25,000	\$10,000	67%
347910	Tennis Court Rental	\$23,955	\$16,533	\$25,000	\$18,248	\$25,233	\$25,000	\$0	0%
311760	Telephone Franchise Fees	\$18,446	\$17,609	\$20,000	\$18,490	\$31,013	\$21,000	\$1,000	5%
321140	Pouring Permit	\$5,220	\$22,678	\$20,000	\$12,090	\$13,504	\$20,000	\$0	0%
324400	Business License Interest	\$8,676	\$20,770	\$20,000	\$20,264	\$23,279	\$18,000	(\$2,000)	-10%
349900	Other Charges For Services	\$7,400	\$11,155	\$6,000	\$12,733	\$15,751	\$15,000	\$9,000	150%
342125	Background Checks	\$13,398	\$13,875	\$14,000	\$10,860	\$13,188	\$14,000	\$0	0%
322230	Sign Permits	\$11,907	\$11,617	\$11,000	\$10,714	\$12,374	\$12,000	\$1,000	9%
347940	Community Room Rental	\$14,723	\$13,215	\$11,000	\$9,600	\$10,825	\$12,000	\$1,000	9%
323110	Electrical	\$3,851	\$6,257	\$40,000	\$521	\$522	\$10,000	(\$30,000)	-75%
322101	Administrative Variance Resident	\$6,750	\$4,600	\$5,000	\$4,600	\$5,261	\$5,000	\$0	0%
341910	Election Qualifying Fee	\$0	\$1,800	\$0	\$0	\$0	\$4,200	\$4,200	0%
321209	Massage Therapy	\$3,600	\$4,000	\$4,000	\$3,000	\$3,358	\$3,300	(\$700)	-18%
321203	Special Event Fee	\$1,093	\$1,250	\$1,500	\$11,450	\$11,750	\$3,000	\$1,500	100%
322906	Administrative Fee Surety Bonds	\$5,750	\$2,750	\$1,000	\$1,750	\$1,700	\$3,000	\$2,000	200%
342120	Accident Reports	\$5,248	\$4,515	\$5,000	\$3,113	\$3,546	\$3,000	(\$2,000)	-40%
323103	Demolition	\$2,300	\$2,075	\$1,800	\$1,806	\$1,876	\$2,100	\$300	17%
322904	Administrative Permit	\$2,990	\$1,880	\$1,500	(\$2,867)	\$3,095	\$2,000	\$500	33%
321205	Door-To-Door Solicitation	\$1,575	\$2,850	\$3,000	\$1,350	\$1,559	\$1,000	(\$2,000)	-67%
323104	Retaining Wall	\$2,724	\$1,028	\$3,000	\$658	\$712	\$1,000	(\$2,000)	-67%
349910	Police Vehicle Usage	\$1,340	\$770	\$1,000	\$0	\$0	\$1,000	\$0	0%
321170	Catering License	\$150	\$0	\$0	\$200	\$200	\$200	\$200	0%
343910	Right-Of-Way-Donation	\$620	\$538	\$300	\$185	\$185	\$100	(\$200)	-67%
321207	Pawn Shop	\$75	\$75	\$0	\$100	\$100	\$0	\$0	0%

322304 Taxi Cab	\$180	\$0	\$0	\$0	\$0	\$0	\$0	0%
322903 Microfilming Fees	\$934	\$54	\$100	\$0	\$0	\$0	(\$100)	-100%
323108 Plumbing	\$9,752	(\$25)	\$17,000	\$350	\$350	\$0	(\$17,000)	-100%
323109 Mechanical	\$27,987	\$0	\$0	\$0	\$0	\$0	\$0	0%
323111 Roofing Residential	\$2,250	\$0	\$0	\$0	\$0	\$0	\$0	0%
331150 Categorical Indirect	\$1,925	\$0	\$0	\$0	\$0	\$0	\$0	0%
331210 Direct (from other governments)	\$28,573	\$12,294	\$0	\$12,887	\$25,775	\$0	\$0	0%
341391 Administrative Fee	\$200	\$25	\$200	\$0	\$0	\$0	(\$200)	-100%
341900 Other Fees	\$135	\$0	\$0	\$0	\$0	\$0	\$0	0%
342126 Expungements	\$0	\$25	\$0	\$0	\$0	\$0	\$0	0%
342127 Rad Kids Program	\$25	\$30	\$0	\$30	\$0	\$0	\$0	0%
342140 Incident Reports	\$821	\$28	\$0	\$0	\$0	\$0	\$0	0%
349300 NSF Check Fee	\$90	\$60	\$150	\$0	\$0	\$0	(\$150)	-100%
371100 Donation Revenue	\$3,000	\$8,900	\$6,400	\$0	\$0	\$0	(\$6,400)	-100%
371109 Sp Evtnt App	\$0	\$0	\$0	\$5,600	\$5,600	\$0	\$0	0%
389000 Other Misc. Revenue	\$29,641	\$69,675	\$0	\$282,069	\$282,069	\$0	\$0	0%
392100 Sale Of Assets	\$103,937	\$143,379	\$0	\$60,035	\$72,745	\$0	\$0	0%
Total Other Revenues	\$6,228,798	\$5,986,840	\$5,576,950	\$4,571,837	\$5,629,220	\$5,653,900	\$76,950	1%

TOTAL REVENUES	\$72,295,105	\$75,993,949	\$78,035,155	\$38,460,378	\$78,047,145	\$78,687,908	\$652,753	1%
-----------------------	---------------------	---------------------	---------------------	---------------------	---------------------	---------------------	------------------	-----------

391000 Operating Transfers In	\$0	\$1,200,000	\$0	\$0	\$0	\$0	\$0	0%
399999 Use Of Reserves - Budget	\$0	\$1,804,047	\$2,048,474	\$2,048,474	\$2,048,474	\$1,283,933	(\$764,541)	-37%

REVENUES + USE OF FUND BALANCE	\$72,295,105	\$77,797,996	\$80,083,629	\$40,508,852	\$80,095,619	\$79,971,841	(\$111,788)	0%
---------------------------------------	---------------------	---------------------	---------------------	---------------------	---------------------	---------------------	--------------------	-----------

Revenue Detail: Local Option Sales Tax

\$ 27,500,000 of \$ 78,687,908
34.9% of Projected Revenues

Purpose

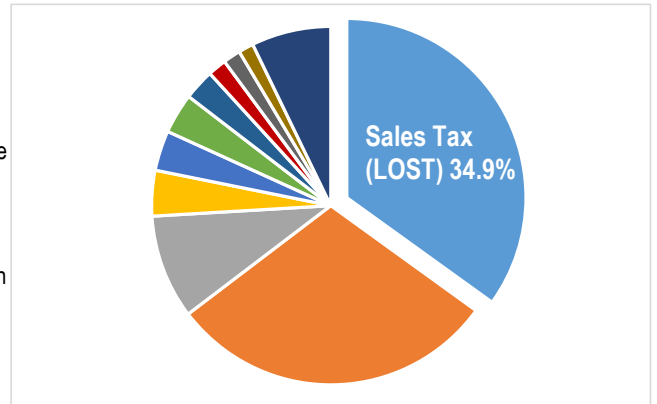
Local Option Sales Tax (LOST) is intended to be used to assist funding services provided including police and fire protection, streets, roads, parks, and recreational programs. In short, LOST revenues expand the total revenues available to the City to pay for services that would otherwise be paid for out of property taxes.

Mechanics

A one percent (1%) sales and use tax is charged within Fulton County and collected by the State Revenue Commissioner. The collected funds are distributed to the cities and counties, on a monthly basis, in accordance with the formula in the Certificate of Distribution.

Current Rate

The City receives 7.3493% of the one percent sales and use tax collected in Fulton County. The distribution percentage is a negotiated amount (approved by Council in Resolution 2022-11-33 in November 2022).

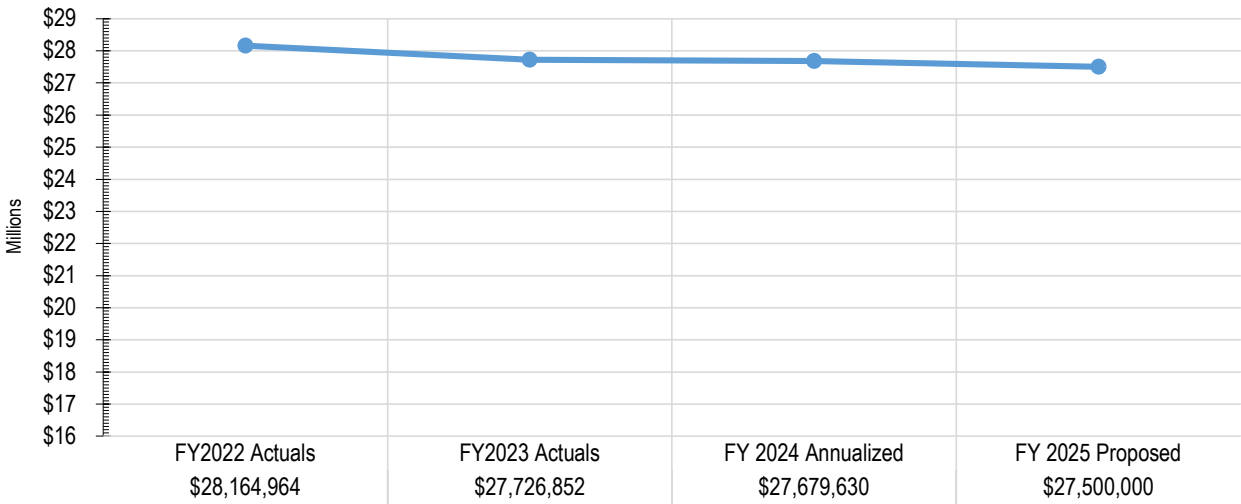


Projection

The FY2025 revenue projection reflects a decrease of -6.8% from the FY2024 budgeted revenues and is based on a review of historical actuals and projected total receipts for FY2024.

Of note, the 2023 renegotiation of the split of LOST revenues with the County resulted in a smaller percentage of sales tax revenues collected being received by the City. Additionally, rather than continued significant growth in overall sales tax revenue (experienced in FY2022 and FY2023), the overall amount of sales tax revenues experienced modest growth in FY2024 and is forecast to be flat in FY2025.

Local Option Sales Tax



Revenue Detail: Real and Personal Property Tax

Including Current and Prior Year

\$ 23,376,008 of \$ 78,687,908
29.7% of Projected Revenues

Purpose

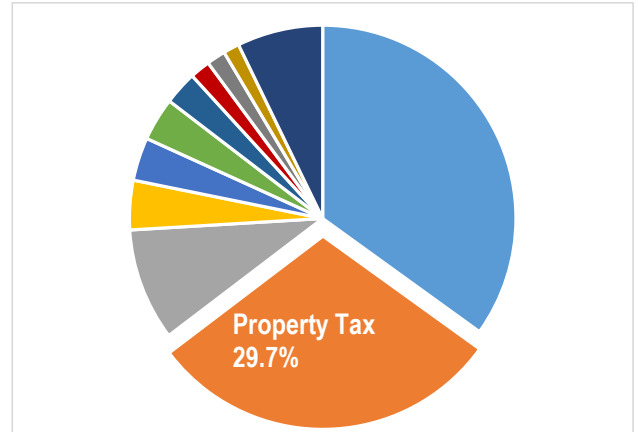
Real and Personal Property Tax is for the purpose of generating revenues to defray the costs of operating the City, provide governmental services, repay principal and interest on general obligation bonds, and for any other public purpose as determined by the City Council in its discretion.

Mechanics

Each year the City Council establishes a millage rate for the City property tax. The millage rate is capped by the Charter at 4.731 unless a higher millage rate is recommended by resolution of the City Council and subsequently approved by a majority of the qualified voters of the City voting in a referendum.

Current Rate

The 2024 millage rate was set at the July 29, 2024 Council Meeting. The 2024 millage rate is 3.646 mills or \$3.646 for every \$1,000 of net assessed value. When forecasting property tax revenue for FY2025, a millage rate of 3.646 mills was utilized. The actual FY2025 rate will be set in the summer of 2025 once the Tax Digest is received from Fulton County.



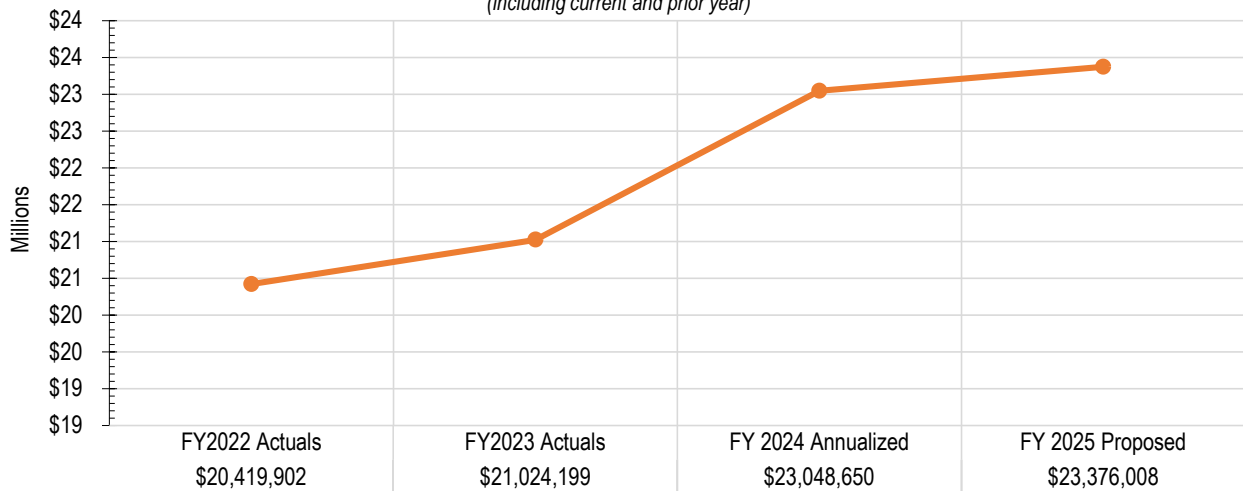
Projection

The revenue projection FY2025 is a 4.6% increase compared to FY2024 budgeted numbers and assumes a millage rate of 3.646 mills.

FY2024 revenues have not yet been received (anticipated to be collected in October and November 2024) and are impacted by three factors - the millage rate, the timing of billing, and the percentage of collections. The Council sets the millage rate in the summer (after the digest is received from Fulton County). Fulton County anticipates the billing of the FY2024 taxes will be completed in August 2024, so 97% of revenues should be received within a time period that will be recognized for FY2024. Finally, FY2024 collections could be impacted by appeals. Based on historical trends, collections are anticipated at 97% of the billed taxes. The graph below reflects FY2024 revenue in the annualized amount including \$1.0M in revenue from prior year appeals that have now been settled.

FY2025 revenues will be impacted by the three factors (the millage rate, percentage received in the fiscal year, percentage of collections) and changes in the 2025 Tax Digest (growth and reassessment). For the purpose of projecting FY2025 collections (to be received in October and November 2025), staff has made the following assumptions. First a millage rate of \$3.646 per \$1,000 of taxable value has been assumed. Additional assumptions include, on-time billing by Fulton County (3% of FY2024 property taxes and 97% of FY2025 property taxes will be collected in FY2025) and collections are anticipated at 97% of billed taxes (based on historical collection rates). Finally, staff has assumed Council will capture the 2025 Tax Digest growth from reassessments and new construction and \$200M growth to the tax digest.

Real and Personal Property Tax (including current and prior year)



Revenue Detail: Insurance Premium Tax

\$ 7,400,000 of \$ 78,687,908
9.4% of Projected Revenues

Purpose

The Insurance Premium Tax is levied on gross direct premiums on life, accident, and sickness insurance policies written on persons residing within the boundaries of the City, and other types of insurance policies written by all companies doing business in the State of Georgia.

Mechanics

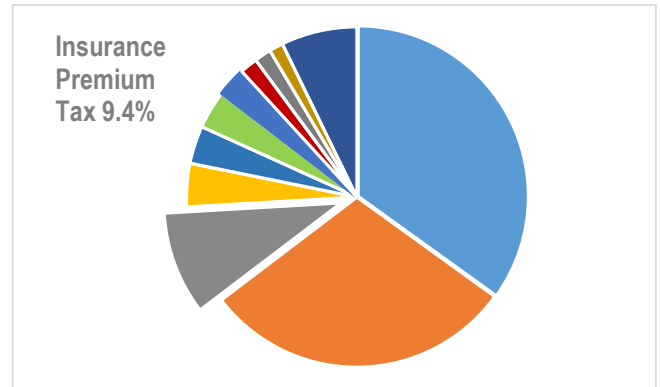
Insurance Premium Taxes are collected by the Georgia Commissioner of Insurance and distributed to municipalities based on premiums allocated on a population ratio formula (the population of Johns Creek divided by the population of all other municipalities in Georgia). The tax is distributed in a lump sum payment each fall.

Current Rates

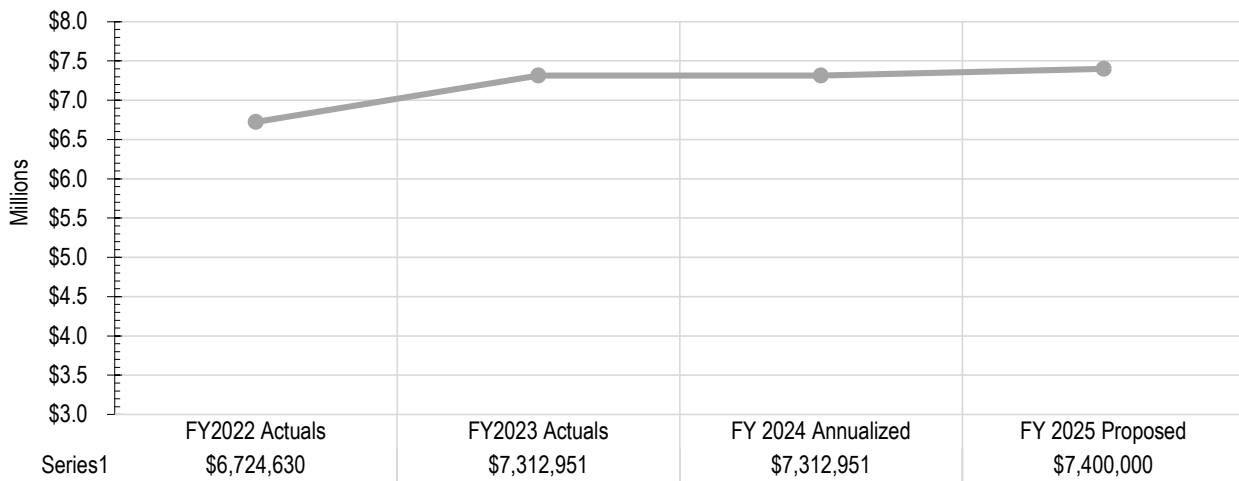
The current rates are one percent (1%) on gross direct premiums for life, accident, and sickness policies, and two and a half percent (2.5%) on gross premiums of all other types of insurance.

Projection

The FY2025 revenue projection reflects an increase of 8.8% over the FY2024 budgeted revenues and is based on a review of historical actuals and projected total receipts for FY2024.



Insurance Premium Tax



Revenue Detail: Motor Vehicle TAVT

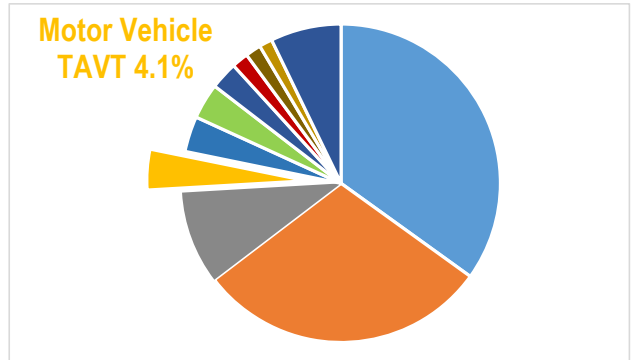
\$ 3,250,000 of \$ 78,687,908
4.1% of Projected Revenues

Purpose

Motor vehicles titled in Georgia are subject to a one-time 7% TAVT and are exempt from Sales Tax and Annual Ad Valorem Tax.

Mechanics

The 7% Tax is collected by Georgia Department of Revenue (GDOR). GDOR retains 35% and distributes the remaining 65% to Fulton County based on sales within that part of the county. Fulton County then distributes the funds to government entities within Fulton County based on location of the buyer. MARTA first receives a fixed amount drawn prorata from all Fulton County collections. The remaining amount is distributed between Fulton County School District (49%), Fulton County (28%) and the City of Johns Creek (23%)

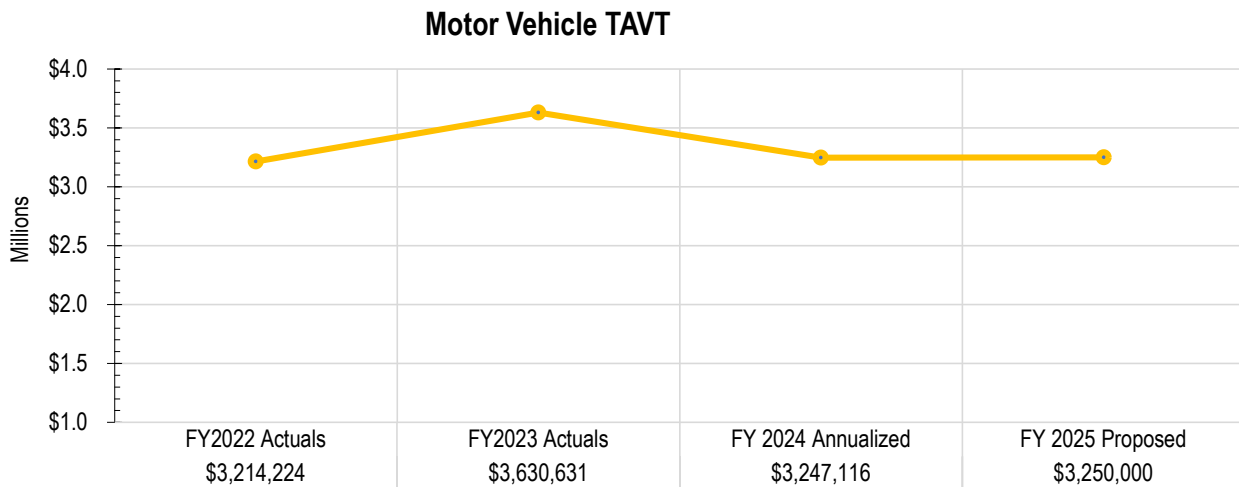


Current Rate

The current TAVT Rate is 7% of the vehicles fair market value at the time of purchase.

Projection

The FY2025 revenue projection reflects a -18.8% decrease over the FY2024 budgeted revenues and is based on a review of historical actuals and projected total receipts for FY2024.



Revenue Detail: Interest Earnings

\$ 2,834,000 of \$ 78,687,908
3.6% of Projected Revenues

Purpose

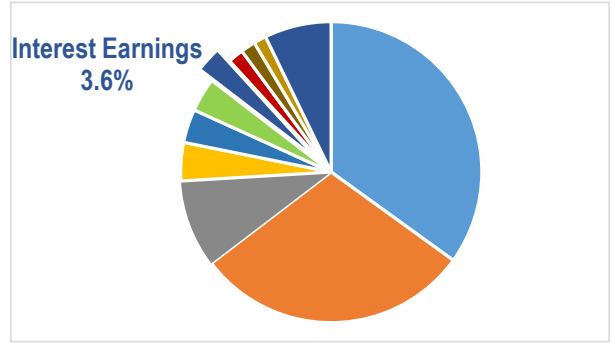
Interest earnings are generated from the City's investable cash balance.

Mechanics

Interest is paid monthly to the City from funds on deposit at various financial institutions.

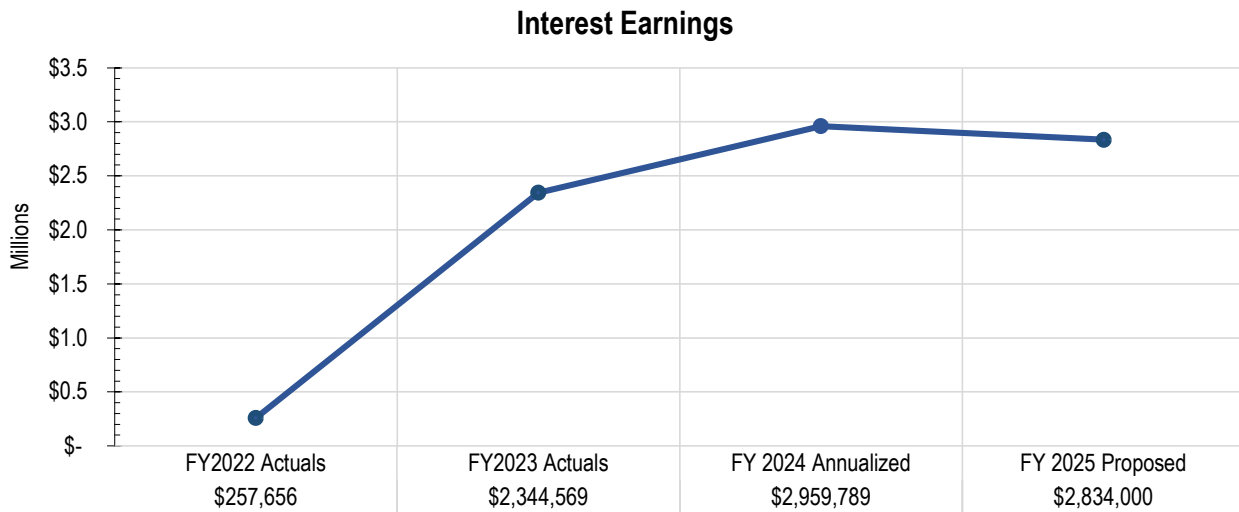
Current Rate

The current rate for all of our financial investments are detailed in a Quarterly Investment Report. As of June 30, 2024, interest earning rates ranged from 1.00% - 5.40% amongst four financial institutions.



Projection

The FY2025 revenue projection reflects a 66.7% increase over the FY2024 budgeted revenues and is based on a review of historical actuals and projected total receipts for FY2024. Working with an Investment Advisor, the City will seek to maximize the interest earnings on investable funds while maintaining focus on safety of principal and sufficient liquidity to meet the needs of the City, while attaining a market rate of return throughout budgetary and economic cycles.



Revenue Detail: Electric Franchise Fees

\$ 2,850,000 of \$ 78,687,908
3.6% of Projected Revenues

Purpose

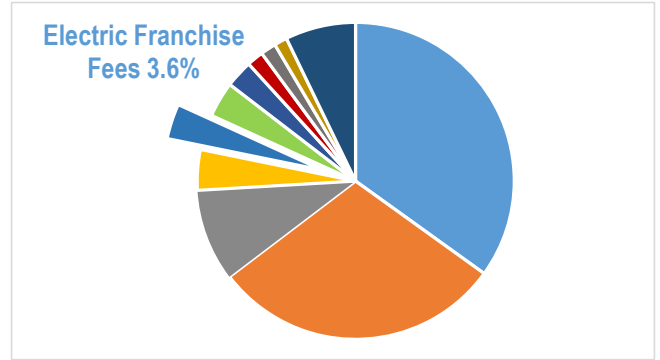
Franchise fees are implemented as part of a service agreement executed between the City and a utility company that grants the company usage of the City's right-of-way. The fees are intended to reimburse the City for the use and maintenance of the right-of-way. Traditionally, the fees are also viewed as compensation for the awarding by local governments of exclusive rights to specific public utility companies to provide service in specific areas.

Mechanics

The City currently collects electric franchise fees from two electricity providers: Georgia Power and Sawnee EMC. Georgia Power remits its payments annually, while Sawnee remits its payments quarterly.

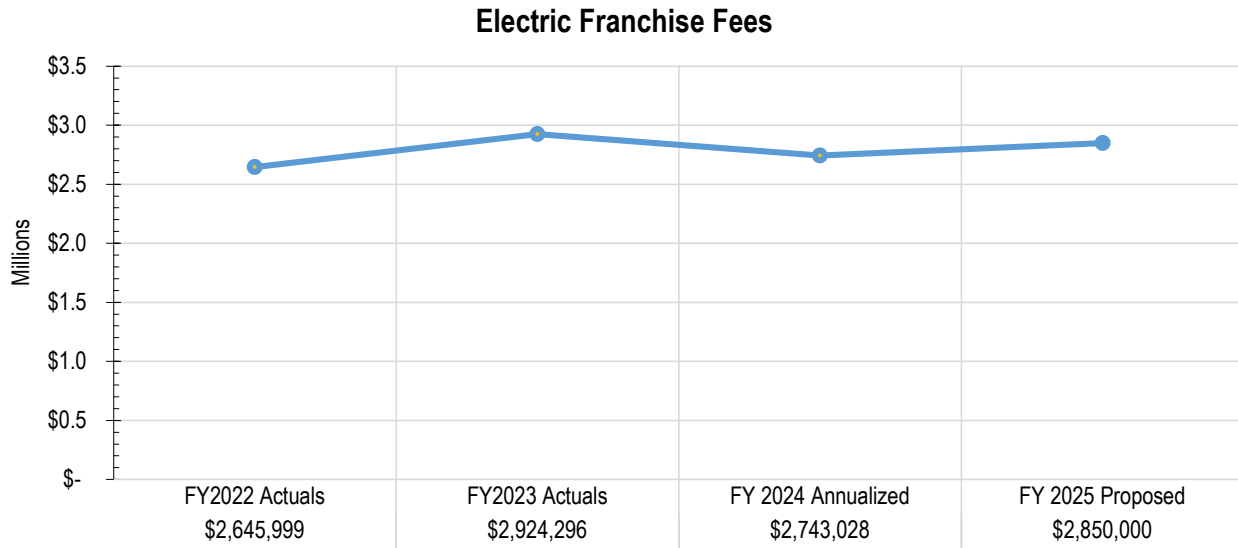
Current Rate

The current electric franchise fee rate is four percent (4%) of total electricity sales receipts.



Projection

The FY2025 revenue projection reflects a -5% decrease over the FY2024 budgeted revenues and is based on a review of historical actuals and projected total receipts for FY2024.



Revenue Detail: Business & Occupation Tax

\$ 2,200,000 of \$ 78,687,908
2.8% of Projected Revenues

Purpose

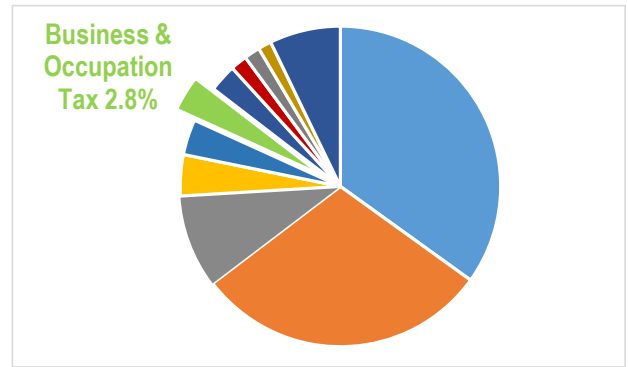
Business and Occupation Taxes are taxes imposed on businesses located within the City for the purpose of generating revenue for the provision of local government services.

Mechanics

The current adopted fee schedule for business and occupation taxes utilizes a combination of profitability ratios, gross receipts, and number of employees to reach a final tax number. Businesses must pay their occupation taxes annually by March 31 and state law mandates that the occupation tax for a new business be paid within thirty (30) days of commencing the business.

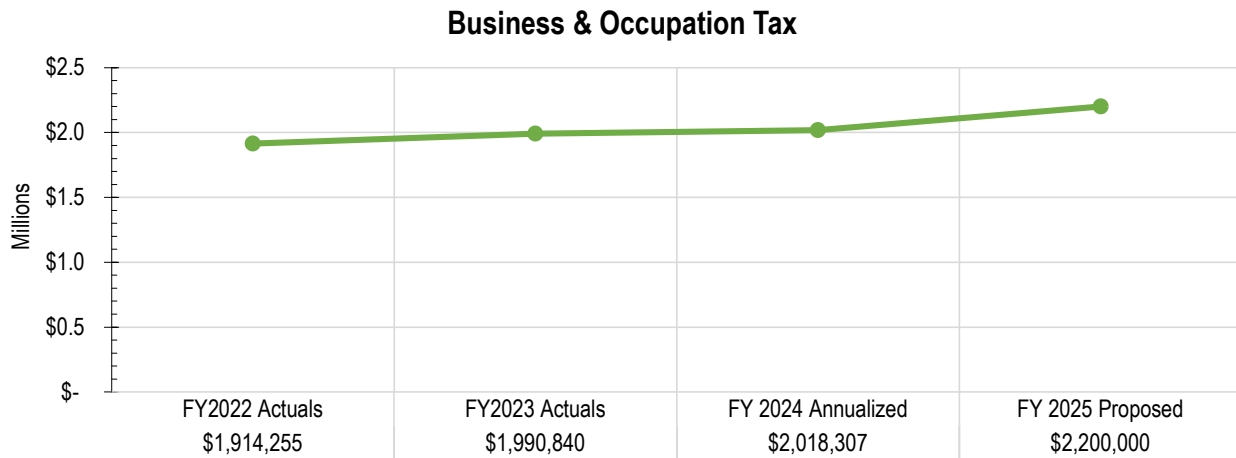
Current Rate

The current rate establishes twenty four (24) profitability ratio tiers based on NAIC (North American Industry Classification) codes with corresponding tax rates, ranging from \$0.50 to \$2.20 per thousand dollars gross revenue. The tax rate increases based on the profitability of the business. An additional \$13 per employee tax and a \$75 administrative fee is included in the final taxes due. Professional practitioners, as identified by state law, may choose to pay a \$400 flat rate in lieu of the gross receipt/profitability ratio classification.



Projection

The FY2025 revenue projection reflects a 10% increase over the FY2024 budgeted revenues and is based on a review of historical actuals and projected total receipts for FY2024.



Revenue Detail: Municipal Court Fees

\$ 1,322,000 of \$ 78,687,908
1.7% of Projected Revenues

Purpose

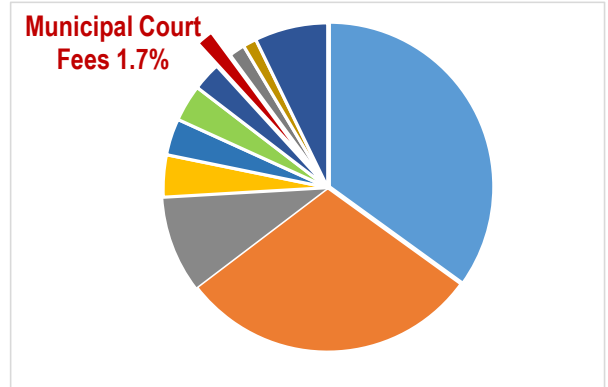
Municipal Court Fees are payments to the Court for citations issued for traffic and municipal ordinance violations.

Mechanics

Municipal Court sentences require specific payments for violations of traffic laws and municipal ordinances as deterrence for offenses committed within the City's jurisdiction.

Current Rate

Fines issued by the Municipal Court reflect consistent fee amounts with the standardized maximum amount varying according to violation and statute.

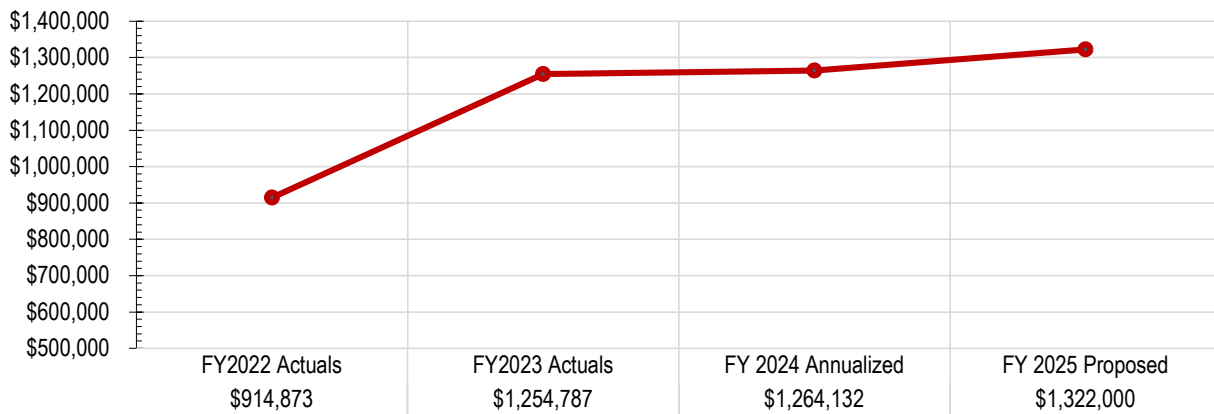


Projection

The FY2025 revenue projection reflects a 5.8% increase from the FY2024 budgeted revenues and is based on a review of historical actuals and projected total receipts for FY2024.

Of note the FY2025 revenue projection includes probation fees received by the City from in-sourcing probation services. Those fees are presently paid by probationers directly to a private probation company pursuant to a out-sourcing contract with the City.

Municipal Court Fees



Revenue Detail: Building Residential

\$ 1,252,000 of \$ 78,687,908
1.6% of Projected Revenues

Purpose

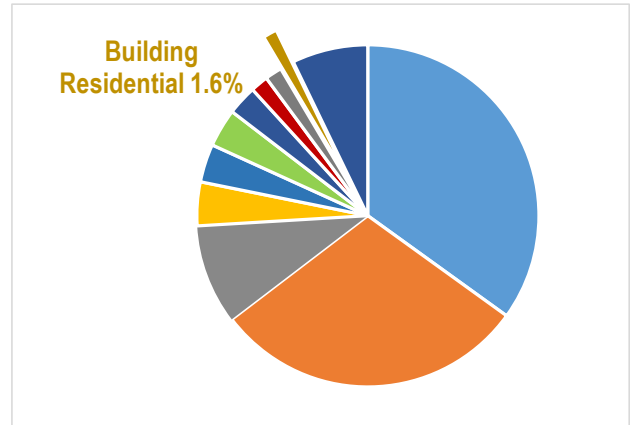
Building Permit and Inspections Fees are imposed to offset the regulatory cost of reviewing, permitting and inspecting the building activity.

Mechanics

Permits and Inspection Fees are set by City Council as part of the approved fee schedule.

Current Rate

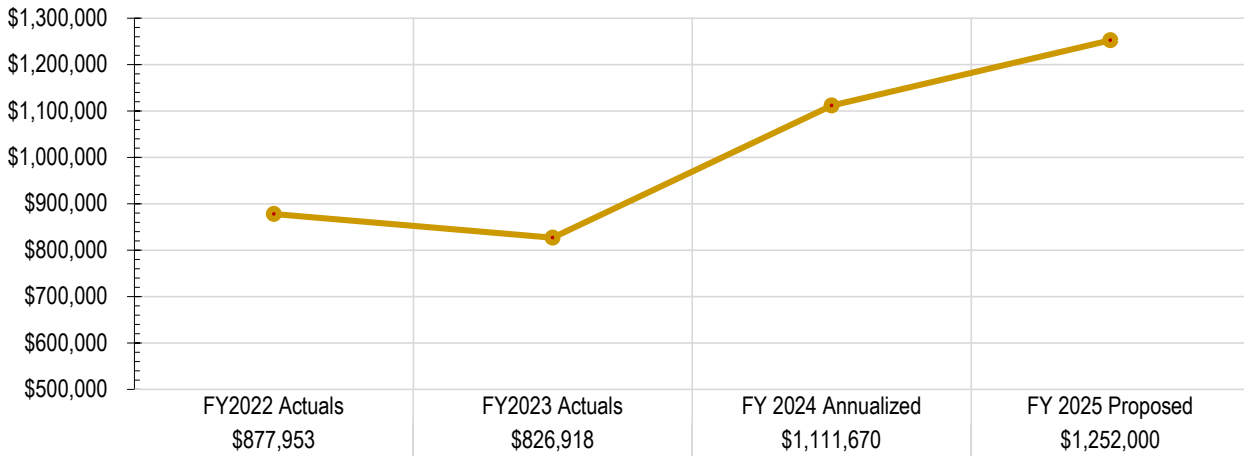
Fee is based on submitted construction cost with a building valuation per square foot multiplier within a tiered fee structure. Additional functions such as additional reviews and other permits have additional associated fees.



Projection

The revenue projection FY 2025 represents an increase of 46.6% over the FY 2024 budgeted revenues and is based on a review of historical actuals and projected total receipts for FY 2024.

Building Residential



Revenue Detail: Gas Franchise Fees

\$ 1,050,000 of \$ 78,687,908
 1.3% of Projected Revenues

Purpose

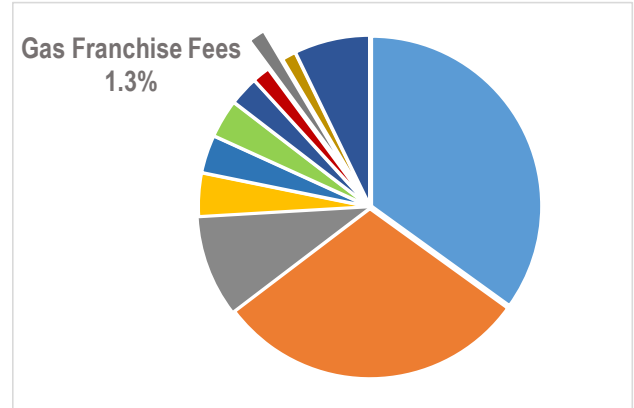
Gas Franchise fees are collected per an agreement executed between the City and a utility company that grants the company usage of the City's right-of-way. The fees are intended to reimburse the City for the use and maintenance of the right-of-way. Traditionally, the fees are also viewed as compensation for the awarding by local governments of exclusive rights to specific public utility companies to provide service in specific areas.

Mechanics

The City currently collects gas franchise fees from one natural gas provider: Atlanta Gas Light (AGL) remits its payments quarterly.

Current Rate

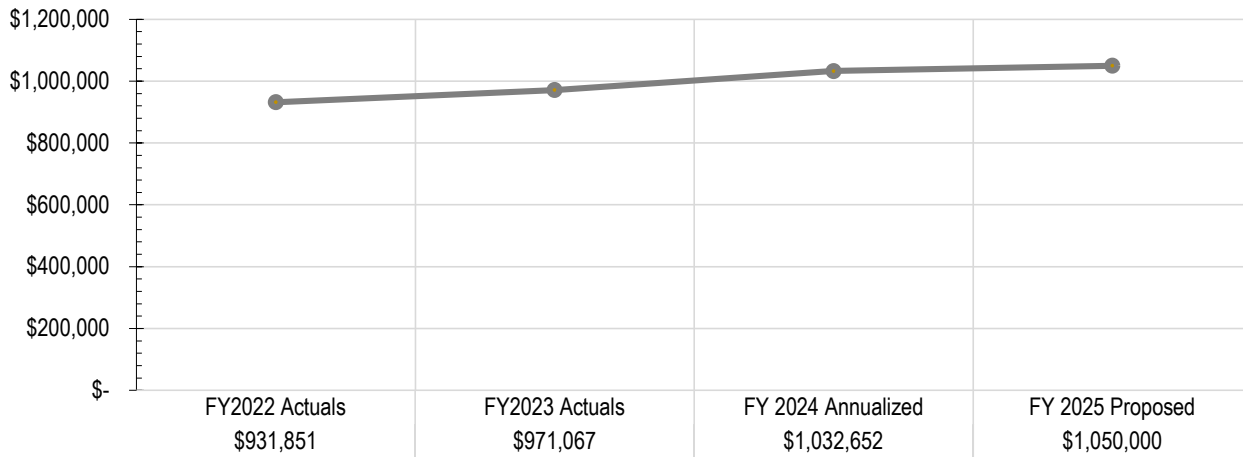
The current gas franchise fee rate is roughly three percent (3%) of total gas sales receipts. It is calculated by using the base year franchise fee factor multiplied by the inflation index and the design day capacity of the last day of the previous fiscal year.



Projection

The FY2025 revenue projection reflects an increase of 4.1% over the FY2024 budgeted revenues and is based on a review of historical actuals and projected total receipts for FY2024.

Gas Franchise Fees



Personnel

The FY2025 base personnel shows a total of 260 full-time staff compared to the 255 full-time staff authorized in FY2024. The total personnel for FY2025 incorporates the addition of seven full-time personnel additions: (1) Probation Manager, (1) Probation Officer, (2) Crime Suppression Officers, (1) Police Officer/Detective, (1) Intelligence Officer, and (1) Community-Oriented Officer and the removal of (2) Building Inspector positions in the Community Development department. The request for the seven full-time additional positions have been described following the personnel summary. As with prior years, the public safety personnel make up the bulk (190 positions or 73.1%) of the City's personnel.

City Clerk	3	Full Time
(1) City Clerk, (1) Assistant City Clerk, (1) Records Clerk	0	Part Time
City Council	1	Full Time
(7) Part Time Elected Official, (1) Executive Aide to Mayor	7	Part Time
City Manager	6	Full Time
(1) City Manager, (2) Assistant City Manager, (1) Economic Development Director, (1) Assistant to the City Manager, (1) Executive Assistant	0	Part Time
Communications	4	Full Time
(1) Communications Director, (1) Senior Communications Manager, (1) Electronic Communications Manager, (1) Digital Production Manager	0	Part Time
Community Development	18	Full Time
(1) Community Development Director, (1) Planning and Zoning Manager, (1) Land Development Manager, (1) Environmental Compliance Manager, (2) Land Development Inspector II / Site Inspector, (1) Chief Code Compliance Officer, (1) Code Compliance Officer, (1) Administrative Assistant, (1) Planner III, (1) Planner II, (1) Business Solutions Analyst, (1) Receptionist, (1) Chief Building Officer, (1) Plans Examiner, (1) Plans Coordinator, (2) Permit Technician	0	Part Time
Court	6	Full Time
(1) Municipal Court Administrator, (3) Assistant Court Clerk, (1) Probation Manager, (1) Probation Officer (1) Part Time Administrative Worker	1	Part Time
Facilities	0	Full Time
<i>Facilities personnel included in Fire Department to reflect reporting structure</i>	0	Part Time
Finance	11	Full Time
(1) Finance Director, (1) Controller, (1) Finance Manager, (1) Purchasing Manager, (1) Revenue Accountant, (1) Accountant, (1) Finance Analyst, (1) Executive Assistant, (1) A/P Specialist, (1) Revenue Specialist, (1) Revenue Technician	0	Part Time
Fire	88	Full Time
(1) Fire Chief, (2) Deputy Fire Chief, (1) Fire Marshal, (2) Deputy Fire Marshal, (1) Fire Captain, Support Services, (1) Fire Captain, Professional Standards, (1) Fire Captain, Preparedness & Training, (1) Fire Lieutenant, EMS & Training Officer, (1) Fire Lieutenant, Training Division, (1) Executive Assistant, (3) Fire Battalion Chief EMT/Paramedic, (12) Fire Captain EMT/Paramedic, (6) Fire Lieutenant EMT/ Paramedic, (18) Fire Apparatus Operator EMT/ Paramedic, (36) Firefighter EMT/Paramedic, (1) Building Superintendent	0	Part Time
Human Resources	5	Full Time
(1) HR Director, (1) Sr. HR Generalist, (1) HR Generalist, (1) Risk Manager, (1) Executive Assistant (4) Interns - Citywide Program	4	Part Time
IT/GIS	8	Full Time
(1) IT Director, (1) Applications Support Manager, (1) IT Systems Manager, (1) Senior IT Technician, (1) IT Technician (1) GIS Analyst II, (1) IT Applications Analyst, (1) GIS Analyst	0	Part Time
Legal	0	Full Time
<i>Contracted</i>	0	Part Time
Police	102	Full Time
85 Sworn Positions: (1) Police Chief, (2) Deputy Chief, (1) Captain, (9) Lieutenant, (8) Sergeant, (11) Corporal, (53) Officer 17 Civilian Positions: (2) Crime Scene Investigator, (1) Police Records Manager, (1) Assistant Police Records Manager, (6) Police Records Clerk, (1) Police Admin Operations Manager, (1) Executive Assistant, (1) Administrative Assistant, (2) Maintenance Worker, (1) Fleet Manager, (1) Mental Health Clinician	7	Part Time
(1) Mental Health Advocate PT (6) Retired Officer Program PT		

Public Works	0	Full Time
<i>All positions are contracted</i>	0	Part Time
Recreation and Parks	8	Full Time
(1) Recreation and Parks Director, (1) Capital Projects Manager, (1) Field Superintendent, (1) Recreation Manager, (1) Recreation Coordinator - Cauley Creek, (1) Recreation Coordinator, (1) Park Place Coordinator, (1) Special Events Planner	16	Part Time
(12) Part Time Recreation Leader, (2) Part Time Recreation Aide, (1) Part Time Swim Coach, (1) Part Time Assistant Swim Coach		
	Total Personnel	260 Full Time

Personnel Additions Described

Details for each of the new full-time personnel additions included in the FY2025 Budget are described below.

Police: 2 Crime Suppression Officers
 The FY2025 Budget adds two Crime Suppression Officers in the Police Department. The Crime Suppression Officers will be a highly proactive and intelligence-led policing team that focuses on enforcement to improve the quality of life for residents and businesses in our City. The areas of concentration are identified based on intelligence, including calls for service and crime analysis information, as well as community tips and complaints to include burglaries, entering autos, and other crimes which disrupt the peace, tranquility, and safety of our community. Once these areas have been identified, the two Crime Suppression Officers will proactively patrol the street to conduct enforcement to detect, deter, and apprehend the criminal element before it negatively impacts our community. The Crime Suppression Officers will work directly with the new Intelligence Officer to seamlessly coordinate between field personnel and intelligence officers, fostering faster response times and more targeted interventions. This collaboration will enhance the efficiency of investigations, improves situational awareness, and empowers law enforcement to proactively address emerging threats, leading to a safer community for our residents.

Police: 1 Intelligence Officer
 The FY2025 adds an Intelligence Officer to the Police Department. As Johns Creek's community grows and changes, we have reached the point where a full-time intelligence officer would benefit our community. Presently, intelligence review and analysis is provided as an ancillary or part-time function of the Crime Analyst. Although diligent in their work, given the caseloads and forensic technology investigations, they cannot devote full attention to emerging crime trends and hot spots. Having a full-time intelligence officer would yield numerous benefits. It would improve coordination between field personnel and intelligence officers, fostering faster response times and more targeted interventions before emerging issues become a full-blown trend. A full-time intelligence officer position would enhance the efficiency of investigations, improve situational awareness, and empowers law enforcement to proactively address emerging threats, leading to a safer community for our residents. Having a dedicated intelligence officer ensures that data is processed efficiently, providing actionable insights that support proactive policing strategies and enhance overall public safety across both jurisdictions. Additionally, it would allow for a more comprehensive understanding of criminal activities that transcend jurisdictional boundaries. Having a full-time intelligence officer would enable faster information exchange, facilitating coordinated responses to crimes that may span multiple areas.

Police: 1 Police Officer/Detective
 The FY2025 Budget adds another Police Officer/Detective to the Police Department. The Criminal Investigations Division (CID) is responsible for investigating and following up on major crimes, complex cases, and other investigations the Uniform Patrol Division cannot resolve at the time of the incident. As included in the multi-year plan, the Criminal Investigations Division requests the addition of one Detective. As case assignments continue to increase, paired with the complexity of crimes (examples: cybercrime, internet crimes against children, property crimes), the investigative time-frames have increased. The addition of one Detective is important so that JCPD can continue to provide a Johns Creek appropriate level of customer service and attention to residents impacted by crime.

Police: 1 Community-Oriented Police Officer
 The community policing philosophy of our department is to promote organizational strategies that support the systematic use of building trusting relationships, partnerships and problem-solving techniques for and with our citizens to proactively address the immediate conditions that give rise to public safety issues such as crime, social disorder, police-community relations, and fear of crime. This community-oriented philosophy and partnership with the community is a significant part of why Johns Creek is such a safe community. In essence, our community is an extension of our Department personnel as eyes and ears throughout the City. As such, community engagement and outreach programs will continue to be a priority for the Police Department as detailed in our multi-year plan (presented in March 2024) and an additional COPS officer is suggested in FY2025. The addition of one new officer in the community policing unit will better enable our agency to continue providing the level of service our residents expect and deserve.
 The existing Community Oriented Police Officers (COPS) Unit is involved in many initiatives including: proactive patrols of our community centers, parks, vacation checks, businesses and neighborhoods; supplement Uniform Patrol for response to calls for service, accident investigations, traffic enforcement, City Hall walk-ins, and critical incidents as needed; special operation enforcement to include holiday traffic enforcement, DUI selective patrols, and provide security for City special events throughout the year; serving as liaisons with our many neighborhood Homeowners Associations for problem solving, awareness, and crime prevention; and plan, coordinate, and host community engagement events to include Citizens Police Academy, Teen Driving Safety course, Women's Self-defense training, Active Shooter training, Faith and Blue events, Town Hall programs, and numerous other annual engagement and outreach initiatives.
 It is anticipated the need for these current efforts will only expand and develop with the expected future growth of our City. The addition of one new officer in our COPS unit will further the Police Department's abilities to continue to provide the level of service and quality of life our citizens deserve and expect.

Court: (1) Probation Manager and (1) Probation Officer

The FY2025 Budget transitions to in-house probation to improve customer service, reduce recidivism, and further probation reforms supported by HB310. Based on current caseloads and historical trends, the probation services will be provided by two full-time personnel: a Probation Manager and a Probation Officer. The Probation Officer and Probation Manager will share the probation caseload responsibilities. The Probation Manager will report directly to the Court Administrator and supervise the Probation Officer. As an extension of public safety, the City must consider the effects caused by an increase in law enforcement officers hired by the police department. Public safety does not stop with the issuance of a traffic citation. A chain reaction occurs in that the court's caseload and staff's workload ultimately increases. The court serves as the final step of the criminal justice arena in an effort to safeguard public safety and to ensure the rule of law is actually imposed and those cited are held accountable. The Court provides access to equal justice by upholding the rule of law. With an increased caseload comes increased sentencing requirements that require the services of probation.

Personnel Variance Analysis

The largest expenditures in the FY2025 Budget are the personnel costs at \$39.8M or roughly 63.1% of the General Fund. As a service-oriented organization, personnel costs will likely always be the City's largest expenditure as people deliver our services to the community.

The variance analysis that follows compares each component of the personnel expenditures to the FY2025 Budget. Increases or (decreases) are shown as well as the percentage of the increase or (decrease).

Object Account	FY2024			FY2025 Adopted	\$ Inc / Dec from 2024	% Inc (Dec)
	Revised	YTD 07/31	Annualized			
511100 Regular Employees	\$22,844,834	\$17,793,973	\$22,039,008	\$24,089,687	\$1,244,853	5%
511151 Car Allowance	\$51,600	\$41,100	\$54,033	\$65,400	\$13,800	27%
511152 Housing Stipend	\$230,400	\$170,400	\$227,200	\$230,400	\$0	0%
511153 Gym Membership	\$15,480	\$12,875	\$17,182	\$13,320	(\$2,160)	-14%
511154 Paramedic Incentive Pay	\$82,500	\$77,500	\$77,500	\$72,500	(\$10,000)	-12%
511155 Signing Bonus	\$15,000	\$70,000	\$85,000	\$75,000	\$60,000	400%
511156 Retention Bonus	\$350,000	\$535,000	\$555,000	\$95,000	(\$255,000)	-73%
511200 Temporary/PPT Employees	\$482,646	\$424,336	\$525,369	\$567,529	\$84,883	18%
511300 Overtime	\$1,172,079	\$1,198,996	\$1,482,699	\$1,248,656	\$76,577	7%
511400 Holiday Pay	\$90,670	\$158,443	\$174,287	\$183,120	\$92,450	102%
512101 Health	\$4,779,411	\$3,249,327	\$4,022,977	\$6,139,535	\$1,360,124	28%
512102 Long-Term Disability	\$127,630	\$87,550	\$116,734	\$112,084	(\$15,546)	-12%
512103 Dental	\$269,118	\$168,809	\$209,002	\$209,301	(\$59,817)	-22%
512104 Life	\$205,174	\$144,530	\$178,942	\$163,183	(\$41,991)	-20%
512200 Social Security (FICA)	\$1,500,895	\$1,199,220	\$1,485,215	\$1,463,928	(\$36,967)	-2%
512300 Medicare	\$354,730	\$282,920	\$350,391	\$341,361	(\$13,369)	-4%
512400 Retirement	\$3,846,122	\$2,830,214	\$3,507,530	\$3,981,566	\$135,444	4%
512700 Workers Compensation	\$563,238	\$364,059	\$485,412	\$700,000	\$136,762	24%
Total Personnel	\$36,981,527	\$28,809,253	\$35,593,479	\$39,751,570	\$2,770,043	7%

Assumptions:

FY2025 COLA assumes a 2.6% increase for full-time employees. Merit step-increase of 3.3% is assumed for full-time employees and merit step increase of 3.5% is assumed for Department Heads. The FY2025 Budget continues the Public Safety retention bonus program that awards employees with a \$5K bonus upon completion of each fifth year with the City. A total of 9 Police and 10 Fire employees will reach a fifth year increment in FY2025.

The most significant variance in personnel costs is an increase in health insurance costs which reflects both general industry increases as well as claims history specific to the City of Johns Creek. After considering a final renewal proposal from our current provider (Aetna) that represented a 54% increase over current costs, the budget anticipates shifting providers to Cigna. Not only is the increase less than that of the current provider (for the same coverage and plan design) but the Cigna coverage/network matches over 99% of medical providers and over 98% of prescription drugs currently prescribed to City employees (or their dependents) so is anticipated to have low disruption to employees. To help employees defray the increase in health insurance costs, in addition to the cost of living adjustment, as shown in the capital/enhancements portion of the budget, the Council has set aside \$150,000 to be used for wellness programs such as preventative care credits that would simultaneously financially reward and incentivize employees to actively invest in their health (such as an annual physical, biometric screening, and wellness coaching) in an effort to improve health and wellness and reduce healthcare costs over time.

Departmental Summaries

Department	FY2022 Actuals	FY2023 Actuals	FY2024			FY2025 Adopted	\$ Inc (Dec) from 2024	% Inc (Dec)
			Revised	YTD 07/31	Annualized			
1001330 City Clerk	\$636,909	\$865,847	\$959,034	\$270,476	\$382,139	\$527,495	(\$431,539)	-45%
Personnel	\$294,946	\$369,518	\$433,199	\$355,180	\$443,830	\$413,010	(\$20,189)	-5%
Operations	\$341,962	\$496,329	\$525,835	(\$84,704)	(\$61,692)	\$114,485	(\$411,350)	-78%
1001310 City Council	\$349,770	\$298,168	\$376,007	\$247,372	\$354,805	\$302,012	(\$73,995)	-20%
Personnel	\$187,122	\$224,747	\$231,140	\$185,674	\$239,244	\$252,012	\$20,872	9%
Operations	\$162,649	\$73,421	\$144,867	\$61,698	\$115,561	\$50,000	(\$94,867)	-65%
1001320 City Manager	\$1,002,672	\$1,338,270	\$1,842,552	\$1,230,634	\$1,788,491	\$2,005,515	\$162,963	9%
Personnel	\$824,231	\$1,147,479	\$1,337,019	\$1,036,419	\$1,283,291	\$1,446,752	\$109,733	8%
Operations	\$178,441	\$190,791	\$505,533	\$194,216	\$505,200	\$558,763	\$53,230	11%
1001570 Communications	\$791,448	\$787,929	\$891,461	\$676,300	\$867,163	\$900,682	\$9,221	1%
Personnel	\$598,684	\$639,818	\$684,116	\$556,224	\$689,283	\$751,819	\$67,703	10%
Operations	\$192,765	\$148,111	\$207,345	\$120,076	\$177,880	\$148,863	(\$58,482)	-28%
1007410 Community Development	\$2,246,410	\$2,324,903	\$2,761,241	\$1,974,273	\$2,445,864	\$3,031,190	\$269,949	10%
Personnel	\$2,140,353	\$2,100,543	\$2,570,656	\$1,749,453	\$2,167,217	\$2,469,959	(\$100,697)	-4%
Operations	\$106,058	\$224,359	\$190,585	\$224,821	\$278,647	\$561,231	\$370,646	194%
1002650 Court	\$643,180	\$676,856	\$799,045	\$624,532	\$765,772	\$1,041,542	\$242,497	30%
Personnel	\$429,246	\$430,740	\$511,011	\$414,093	\$513,182	\$681,831	\$170,820	33%
Operations	\$213,934	\$246,116	\$288,034	\$210,439	\$252,590	\$359,711	\$71,677	25%
1001565 Facilities	\$2,616,178	\$2,636,945	\$2,785,449	\$2,128,076	\$2,750,428	\$2,952,489	\$167,040	6%
Personnel	(\$2,677)	\$0	\$0	\$0	\$0	\$0	\$0	0%
Operations	\$2,618,855	\$2,636,945	\$2,785,449	\$2,128,076	\$2,750,428	\$2,952,489	\$167,040	6%
1001511 Finance	\$1,600,072	\$2,048,202	\$1,868,315	\$1,508,204	\$1,845,295	\$1,952,694	\$84,379	5%
Personnel	\$1,415,349	\$1,480,354	\$1,556,787	\$1,203,944	\$1,490,040	\$1,652,564	\$95,777	6%
Operations	\$184,722	\$567,848	\$311,528	\$304,260	\$355,255	\$300,130	(\$11,398)	-4%
1003510 Fire	\$10,043,327	\$12,710,366	\$14,579,388	\$11,832,303	\$14,661,226	\$15,939,845	\$1,360,457	9%
Personnel	\$9,136,246	\$11,540,955	\$13,254,291	\$10,676,335	\$13,140,210	\$14,146,454	\$892,163	7%
Operations	\$907,081	\$1,169,411	\$1,325,097	\$1,155,967	\$1,521,016	\$1,793,391	\$468,294	35%
1001540 Human Resources	\$895,904	\$610,455	\$1,326,625	\$1,119,292	\$1,333,299	\$1,478,751	\$152,126	11%
Personnel	\$442,175	\$452,103	\$785,031	\$582,306	\$719,805	\$780,169	(\$4,862)	-1%
Operations	\$453,729	\$158,352	\$541,594	\$536,986	\$613,494	\$698,582	\$156,988	29%
1001535 IT/GIS	\$2,259,071	\$2,411,728	\$2,557,977	\$2,055,005	\$2,359,262	\$2,800,685	\$242,708	9%
Personnel	\$975,500	\$1,068,174	\$1,127,570	\$873,501	\$1,082,214	\$1,283,288	\$155,718	14%
Operations	\$1,283,571	\$1,343,555	\$1,430,407	\$1,181,504	\$1,277,048	\$1,517,397	\$86,990	6%
1001530 Legal	\$371,325	\$407,565	\$450,000	\$284,155	\$423,000	\$450,000	\$0	0%
Personnel	\$0	\$0	\$0	\$0	\$0	\$0	\$0	0%
Operations	\$371,325	\$407,565	\$450,000	\$284,155	\$423,000	\$450,000	\$0	0%
1003210 Police	\$10,639,051	\$13,675,528	\$15,686,838	\$11,947,519	\$15,113,367	\$17,640,597	\$1,953,759	12%
Personnel	\$8,428,763	\$11,255,534	\$13,084,508	\$10,160,698	\$12,565,396	\$14,457,238	\$1,372,730	10%
Operations	\$2,210,288	\$2,419,994	\$2,602,330	\$1,786,821	\$2,547,970	\$3,183,359	\$581,029	22%
1004110 Public Works	\$6,270,838	\$6,427,391	\$6,857,636	\$5,022,100	\$6,950,482	\$7,233,036	\$375,400	5%
Personnel	\$45	\$0	\$0	\$0	\$0	\$0	\$0	0%
Operations	\$6,270,793	\$6,427,391	\$6,857,636	\$5,022,100	\$6,950,482	\$7,233,036	\$375,400	5%
1006110 Recreation and Parks	\$2,179,382	\$3,345,198	\$4,433,385	\$3,364,949	\$4,347,718	\$4,720,332	\$286,947	6%
Personnel	\$322,483	\$611,773	\$1,406,199	\$1,023,185	\$1,267,525	\$1,416,474	\$10,275	1%
Operations	\$1,856,899	\$2,733,425	\$3,027,186	\$2,341,765	\$3,080,192	\$3,303,858	\$276,672	9%
Total - All Departments	\$42,545,539	\$50,565,350	\$58,174,953	\$44,285,191	\$56,388,309	\$62,976,865	\$4,801,912	8%
Total - Personnel	\$25,192,467	\$31,321,739	\$36,981,527	\$28,817,012	\$35,601,238	\$39,751,570	\$2,770,043	7%
Total - Operations	\$17,353,071	\$19,243,611	\$21,193,426	\$15,468,179	\$20,787,071	\$23,225,295	\$2,031,869	10%

City Clerk (1001330)

Personnel		FY2022	FY2023	FY2024			FY2025	\$ Inc (Dec)	% Inc
Object	Account	Actuals	Actuals	Revised	YTD 07/31	Annualized	Adopted	from 2024	(Dec)
511100	Regular Employees	\$220,674	\$265,203	\$306,522	\$251,426	\$311,289	\$264,827	(\$41,695)	-14%
511151	Car Allowance	\$3,621	\$3,621	\$3,600	\$3,100	\$4,300	\$4,800	\$1,200	33%
511200	Temporary/PT Employee	\$7,486	\$12,636	\$8,736	\$15,346	\$18,999	\$0	(\$8,736)	-100%
512101	Health	\$13,709	\$21,909	\$30,618	\$23,371	\$28,935	\$72,320	\$41,702	136%
512102	Long-Term Disability	\$1,389	\$1,650	\$1,710	\$1,197	\$1,596	\$1,056	(\$654)	-38%
512103	Dental	\$1,715	\$2,173	\$2,546	\$1,750	\$2,167	\$2,307	(\$239)	-9%
512104	Life	\$3,722	\$2,772	\$2,800	\$1,973	\$2,443	\$1,528	(\$1,272)	-45%
512200	Social Security (FICA)	\$14,184	\$17,039	\$19,546	\$16,360	\$20,255	\$15,936	(\$3,610)	-18%
512300	Medicare	\$3,317	\$3,985	\$4,571	\$3,826	\$4,737	\$3,728	(\$843)	-18%
512400	Retirement	\$24,570	\$37,869	\$52,109	\$36,275	\$48,366	\$45,414	(\$6,695)	-13%
512700	Workers Compensation	\$558	\$660	\$441	\$558	\$744	\$1,094	\$653	148%
Subtotal - Personnel		\$294,946	\$369,518	\$433,199	\$355,180	\$443,830	\$413,010	(\$20,189)	-5%

Operations		FY2022	FY2023	FY2024			FY2025	\$ Inc (Dec)	% Inc
Object	Account	Actuals	Actuals	Revised	YTD 07/31	Annualized	Adopted	from 2024	(Dec)
521203	Contractual	\$9,846	\$14,461	\$21,500	\$15,524	\$21,500	\$22,000	\$500	2%
521204	Election	\$311,725	\$462,309	\$462,310	(\$109,873)	(\$109,873)	\$50,000	(\$412,310)	-89%
523300	Advertising	\$2,409	\$4,216	\$5,500	\$3,103	\$4,200	\$5,500	\$0	0%
523400	Printing & Binding	\$202	\$199	\$300	\$0	\$0	\$300	\$0	0%
523500	Travel	\$3,691	\$5,777	\$17,300	\$1,481	\$13,500	\$19,000	\$1,700	10%
523600	Dues & Fees	\$8,599	\$1,035	\$1,289	\$845	\$1,010	\$1,349	\$60	5%
523700	Education & Training	\$3,302	\$4,802	\$11,211	\$2,464	\$5,111	\$9,911	(\$1,300)	-12%
523901	Hospitality	\$350	\$304	\$750	\$95	\$150	\$750	\$0	0%
523905	Recording Fees	\$159	\$426	\$575	\$427	\$427	\$575	\$0	0%
531000	Supplies	\$585	\$302	\$3,500	\$744	\$1,500	\$3,500	\$0	0%
531120	Office Supplies	\$977	\$2,373	\$1,300	\$475	\$769	\$1,300	\$0	0%
531130	Postage	\$116	\$125	\$300	\$11	\$14	\$300	\$0	0%
Subtotal - Operations		\$341,962	\$496,329	\$525,835	(\$84,704)	(\$61,692)	\$114,485	(\$411,350)	-78%

TOTAL CITY CLERK	\$636,909	\$865,847	\$959,034	\$270,476	\$382,139	\$527,495	(\$431,539)	-45%
-------------------------	------------------	------------------	------------------	------------------	------------------	------------------	--------------------	-------------

FY 2025 Adopted Operations

City Clerk (1001330)

Contractual - Items Described	Vendor Name	Cost per	Units	Total
Code Book Updates and Web Hosting	Municode	\$10,500	1	\$10,500
Online Records Request Portal	GovQA	\$9,000	1	\$9,000
Online State Reporting	Easy Vote	\$2,500	1	\$2,500
521203				\$22,000

Election - Items Described	Vendor Name	Cost per	Units	Total
2025 Municipal Election (November) and Runoff (December)	Fulton County	\$50,000	1	\$50,000
521204				\$50,000

Advertising - Items Described	Vendor Name	Cost per	Units	Total
Legal Ads	Johns Creek Herald	\$100	30	\$3,000
Other Ads	AJC	\$500	5	\$2,500
523300				\$5,500

Printing and Binding - Items Described	Vendor Name	Cost per	Units	Total
Public Comment Cards	Fed Ex - Allegra	\$100	3	\$300
523400				\$300

Travel - Items Described	Vendor Name	Cost per	Units	Total
Clerks Travel (includes Asst. Clerk)	GMA/IIMC	\$2,200	4	\$8,800
Assistant Clerk Travel		\$2,200	1	\$2,200
Records Mgr Travel	GRA/ARMA Regional Mtgs	\$4,000	1	\$4,000
Tyler Conference Travel	Tyler	\$2,000	2	\$4,000
523500				\$19,000

Dues and Fees - Items Described	Vendor Name	Cost per	Units	Total
Records Management Association	ARMA	\$225	1	\$225
Georgia Records Association	GRA	\$45	1	\$45
International Institute of Municipal Clerks	IIMA	\$225	2	\$450
Association of Imaging and Information Management	AIIM	\$179	1	\$179
Georgia Clerks and Finance Officers Association	GMC/FOA	\$225	2	\$450
523600				\$1,349

Education and Training - Items Described	Vendor Name	Cost per	Units	Total
IIMC Conference	IIMC	\$1,000	1	\$1,000
GMC Conference	GMC/FOA	\$1,000	2	\$2,000
GMC Regional Training	Carl Vinson	\$150	4	\$600
GMA Conference	GMA	\$800	1	\$800
ARMA International Conference	ARMA	\$1,700	1	\$1,700
ARMA Meetings	ARMA	\$29	9	\$261
GRA Conference	GRA	\$350	1	\$350
Webinar Training Opportunities	various	\$100	4	\$400
Tyler User Conference	Tyler	\$1,400	2	\$2,800
GARVIS Conference	SOS	\$0	0	\$0
Other Election Training	SOS	\$0	0	\$0
523700				\$9,911

Hospitality - Items Described	Vendor Name	Cost per	Units	Total
Georgia Clerks Meetings	Various	\$100	2	\$200
Internal Staff Training	Various	\$100	4	\$400
Regional Records Round Table Meeting	Various	\$150	1	\$150
523901				\$750

Recording Fees - Items Described	Vendor Name	Cost per	Units	Total
Printing Records for GSCCCA	GSCCCA	\$25	11	\$275
Recordings	GSCCCA	\$25	12	\$300

Supplies - Items Described	Vendor Name	Cost per	Units	Total
Shredding Services	Shred Ahead	\$250	6	\$1,500
Basic Office Supplies - Folders, Pens, Etc.	Office Depot, Staples, etc.	\$2,000	1	\$2,000
531000				\$3,500

Office Supplies - Items Described	Vendor Name	Cost per	Units	Total
Clerk-specific supplies (archival paper, notary seal, proclamation seals and ribbon)		\$650	2	\$1,300
531120				\$1,300

Postage - Items Described	Vendor Name	Cost per	Units	Total
Letters and Mailings	USPS	\$1	600	\$300
531130				\$300

\$114,485

City Council (1001310)

Personnel		FY2022	FY2023	FY2024			FY2025	\$ Inc (Dec)	% Inc
Object	Account	Actuals	Actuals	Revised	YTD 07/31	Annualized	Adopted	from 2024	(Dec)
511100	Regular Employees	\$166,559	\$190,150	\$196,187	\$151,678	\$196,166	\$201,449	\$5,262	3%
511151	Car Allowance	\$3,971	\$4,829	\$4,800	\$3,600	\$4,800	\$4,800	\$0	0%
511153	Gym Membership	\$0	\$0	\$0	\$0	\$0	\$0	\$0	0%
512101	Health	\$0	\$0	\$0	\$5,866	\$7,262	\$13,074	\$13,074	100%
512102	Long-Term Disability	\$358	\$465	\$486	\$348	\$464	\$453	(\$33)	-7%
512103	Dental	\$0	\$0	\$0	\$242	\$300	\$373	\$373	100%
512104	Life	\$631	\$781	\$742	\$568	\$704	\$655	(\$87)	-12%
512200	Social Security (FICA)	\$10,586	\$12,105	\$12,164	\$9,623	\$12,381	\$12,732	\$568	5%
512300	Medicare	\$2,476	\$2,831	\$2,845	\$2,251	\$2,896	\$2,981	\$136	5%
512400	Retirement	\$2,202	\$12,659	\$13,802	\$11,123	\$13,771	\$14,730	\$928	7%
512700	Workers Compensation	\$339	\$928	\$114	\$375	\$500	\$765	\$651	571%
Subtotal - Personnel		\$187,122	\$224,747	\$231,140	\$185,674	\$239,244	\$252,012	\$20,872	9%

Operations		FY2022	FY2023	FY2024			FY2025	\$ Inc (Dec)	% Inc
Object	Account	Actuals	Actuals	Revised	YTD 07/31	Annualized	Adopted	from 2024	(Dec)
521200	Professional Services	\$65,313	\$615	\$4,000	\$0	\$3,000	\$0	(\$4,000)	-100%
521207	Other Professional Services	\$3,351	\$943	\$0	\$0	\$0	\$0	\$0	0%
523500	Travel	\$13,868	\$18,350	\$40,750	\$20,972	\$27,573	\$20,000	(\$20,750)	-51%
523600	Dues & Fees	\$22,930	\$26,306	\$33,098	\$27,129	\$28,329	\$5,550	(\$27,548)	-83%
523700	Education & Training	\$15,998	\$7,710	\$16,300	\$5,980	\$10,965	\$11,200	(\$5,100)	-31%
523901	Hospitality	\$8,626	\$4,962	\$17,000	\$5,180	\$11,833	\$10,000	(\$7,000)	-41%
523906	Local Arts	\$30,000	\$10,000	\$30,000	\$0	\$30,000	\$0	(\$30,000)	-100%
531000	Supplies	\$307	\$24	\$700	\$209	\$209	\$250	(\$450)	-64%
531120	Office Supplies	\$1,007	\$3,903	\$3,000	\$2,147	\$3,514	\$3,000	\$0	0%
531130	Postage	\$0	\$0	\$19	\$0	\$0	\$0	(\$19)	-100%
531703	Operating Supplies	\$1,249	\$608	\$0	\$80	\$137	\$0	\$0	0%
Subtotal - Operations		\$162,649	\$73,421	\$144,867	\$61,698	\$115,561	\$50,000	(\$94,867)	-65%

TOTAL CITY COUNCIL		\$349,770	\$298,168	\$376,007	\$247,372	\$354,805	\$302,012	(\$73,995)	-20%
---------------------------	--	------------------	------------------	------------------	------------------	------------------	------------------	-------------------	-------------

FY 2025 Adopted Operations

City Council (1001310)

Professional Services - Items Described	Vendor Name	Cost per	Units	Total
Professional Services	Various	\$0	-	\$0
521200				\$0

Travel - Items Described	Vendor Name	Cost per	Units	Total
Mileage Reimbursements	Various	\$4,000	1	\$4,000
Travel Costs for Training	Various	\$500	17	\$8,500
Per Diem for Education and Training Opportunities	Various	\$20	50	\$1,000
Retreat Hotel and Meals	Various	\$6,500	1	\$6,500
Hotels - GMA and Cities United Summit	Various	\$0	-	\$0
523500				\$20,000

Dues and Fees - Items Described	Vendor Name	Cost per	Units	Total
Georgia Municipal Association	GMA	\$0	-	\$0
Annual Newspaper Subscription	AJC	\$90	5	\$450
Annual Industry Publication	Atlanta Business Chronicle	\$117	3	\$350
Professional Organizations	Various	\$300	5	\$1,500
Dinners and Luncheons	Various	\$50	65	\$3,250
523600				\$5,550

Education and Training - Items Described	Vendor Name	Cost per	Units	Total
GMA Annual Conference (in Savannah)	Georgia Municipal Association	\$950	7	\$6,650
Cities United Annual Conference (in Atlanta)	Georgia Municipal Association	\$0	-	\$0
Training Courses for Elected Officials	Carl Vinson Institute	\$650	7	\$4,550
523700				\$11,200

Hospitality - Items Described	Vendor Name	Cost per	Units	Total
Hosting Visiting Dignitaries	Various	\$0	-	\$0
Other Meetings	Various	\$0	-	\$0
MLK Breakfast	Various	\$5,000	1	\$5,000
State of City Address	Various	\$5,000	1	\$5,000
523901				\$10,000

Local Arts	Vendor Name	Cost per	Units	Total
Support of Local Arts	Various	\$0	-	\$0
523906				\$0

Supplies - Items Described	Vendor Name	Cost per	Units	Total
General Supplies	Various	\$100	3	\$250
531000				\$250

Office Supplies - Items Described	Vendor Name	Cost per	Units	Total
Basic Office Supplies - Folders, Pens, etc.	Various	\$100	30	\$3,000
531120				\$3,000

Postage - Items Described	Vendor Name	Cost per	Units	Total
Letters and Mailings	USPS	\$0	-	\$0
531130				\$0

\$50,000

City Manager (1001320)

Personnel		FY2022	FY2023	FY2024			FY2025	\$ Inc (Dec)	% Inc
Object	Account	Actuals	Actuals	Revised	YTD 07/31	Annualized	Adopted	from 2024	(Dec)
511100	Regular Employees	\$612,072	\$831,812	\$950,672	\$750,799	\$929,561	\$968,174	\$17,502	2%
511151	Car Allowance	\$8,800	\$12,857	\$14,400	\$10,000	\$12,400	\$22,200	\$7,800	54%
511153	Gym Membership	\$92	\$0	\$0	\$45	\$75	\$0	\$0	0%
511200	Temporary/PT Employee	\$0	\$0	\$0	\$0	\$0	\$0	\$0	0%
511300	Overtime	\$0	\$0	\$0	\$1,377	\$1,377	\$0	\$0	0%
512101	Health	\$56,683	\$94,232	\$127,659	\$101,272	\$125,385	\$204,313	\$76,654	60%
512102	Long-Term Disability	\$3,885	\$4,727	\$4,521	\$3,100	\$4,134	\$3,324	(\$1,197)	-26%
512103	Dental	\$4,216	\$5,713	\$6,138	\$4,768	\$5,903	\$6,507	\$369	6%
512104	Life	\$5,844	\$7,511	\$7,998	\$4,658	\$5,767	\$3,928	(\$4,070)	-51%
512200	Social Security (FICA)	\$31,445	\$43,694	\$48,901	\$39,465	\$48,862	\$58,462	\$9,561	20%
512300	Medicare	\$8,681	\$11,738	\$13,785	\$10,591	\$13,113	\$13,916	\$131	1%
512400	Retirement	\$91,617	\$134,095	\$161,614	\$109,292	\$135,314	\$163,868	\$2,254	1%
512700	Workers Compensation	\$896	\$1,099	\$1,331	\$1,051	\$1,401	\$2,060	\$729	55%
Subtotal - Personnel		\$824,231	\$1,147,479	\$1,337,019	\$1,036,419	\$1,283,291	\$1,446,752	\$109,733	8%

Operations		FY2022	FY2023	FY2024			FY2025	\$ Inc (Dec)	% Inc
Object	Account	Actuals	Actuals	Revised	YTD 07/31	Annualized	Adopted	from 2024	(Dec)
521200	Professional Services	\$14,442	\$52,975	\$107,500	\$48,474	\$64,242	\$107,500	\$0	0%
521207	Other	\$96,692	\$34,657	\$196,614	\$24,498	\$228,556	\$195,000	(\$1,614)	-1%
523300	Advertising	\$3,213	\$21,950	\$42,500	\$18,266	\$30,771	\$46,500	\$4,000	9%
523400	Printing and Binding	\$0	\$2,145	\$5,000	(\$260)	\$2,054	\$5,000	\$0	0%
523500	Travel	\$1,124	\$1,248	\$13,750	\$1,059	\$13,809	\$17,350	\$3,600	26%
523600	Dues & Fees	\$21,154	\$32,275	\$89,769	\$63,032	\$97,068	\$117,763	\$27,994	31%
523700	Education & Training	\$22,259	\$33,344	\$27,600	\$21,435	\$34,169	\$32,850	\$5,250	19%
523901	Hospitality	\$13,482	\$8,363	\$20,700	\$14,739	\$31,020	\$34,700	\$14,000	68%
531120	Office Supplies	\$1,334	\$1,530	\$2,000	\$951	\$1,015	\$2,000	\$0	0%
531130	Postage	\$206	\$374	\$100	\$265	\$265	\$100	\$0	0%
531703	Operating Supplies	\$4,536	\$1,930	\$0	\$1,712	\$2,155	\$0	\$0	0%
579100	Unallocated	\$0	\$0	\$0	\$44	\$76	\$0	\$0	0%
Subtotal - Operations		\$178,441	\$190,791	\$505,533	\$194,216	\$505,200	\$558,763	\$53,230	11%

TOTAL CITY MANAGER		\$1,002,672	\$1,338,270	\$1,842,552	\$1,230,634	\$1,788,491	\$2,005,515	\$162,963	9%
---------------------------	--	--------------------	--------------------	--------------------	--------------------	--------------------	--------------------	------------------	-----------

FY 2025 Adopted Operations

City Manager (1001320)

Professional Services - Items Described	Vendor Name	Cost per	Units	Total
Renderings		\$2,500	5	\$12,500
Studies, Consultants, and other services		\$95,000	1	\$95,000
521200				\$107,500

Other - Items Described	Vendor Name	Cost per	Units	Total
Small Business Resources Center	JC Chamber	\$10,000	1	\$10,000
Other Consultants - Strategic Priorities	Various	\$50,000	1	\$50,000
Other Consultants	Various	\$25,000	4	\$100,000
Living Displays Care at Autrey Mill		\$0	-	\$0
ARC Green Communities	Various	\$25,000	1	\$25,000
Midsized Business Initiative	Various	\$10,000	1	\$10,000
521207				\$195,000

Advertising - Items Described	Vendor Name	Cost per	Units	Total
Marketing materials for economic development		\$2,500	2	\$5,000
Town Center brand activation efforts - booth materials (table covers, banners, etc.)		\$5,000	2	\$10,000
BizNow Event w/ Greater North Fulton Chamber		\$1,500	1	\$1,500
Greater North Fulton Chamber of Commerce Gala Table	GNFCC	\$8,500	1	\$8,500
ECONOMIX Conference Sponsorship Table	ECONOMIX	\$8,500	1	\$8,500
GA Trend Magazine - Business Issue Advertising Spread	GA Trend Magazine	\$2,000	1	\$2,000
Business Chronicle Magazine - Advertising Spread	Business Chronicle	\$2,000	1	\$2,000
Event Sponsorships for BIO International Conf. + Reception	Various	\$4,500	2	\$9,000
523300				\$46,500

Printing and Binding - Items Described	Vendor Name	Cost per	Units	Total
Economic Development branding, printed materials, and marketing materials		\$2,500	2	\$5,000
523400				\$5,000

Travel - Items Described	Vendor Name	Cost per	Units	Total
Parking Fees	Various Staff	\$10	25	\$250
Travel for GMA Annual Conference	Various	\$1,000	2	\$2,000
Travel to GCCMA Conferences	Various	\$400	4	\$1,600
Travel to GCCMA Conferences	Various	\$400	4	\$1,600
Travel to ICMA Conference	Various	\$1,000	4	\$4,000
Mileage for Eco. Dev. Meetings, etc.	various	\$50	8	\$400
Travel to Eco. Dev. Conferences	various	\$2,500	1	\$2,500
Travel for BIO International Conference	various	\$4,000	1	\$4,000
Per Diem at GSA Rates	Staff	\$50	20	\$1,000
523500				\$17,350

Dues and Fees - Items Described	Vendor Name	Cost per	Units	Total
Johns Creek Chamber of Commerce	JCCC	\$10,000	1	\$10,000
Greater North Fulton Chamber of Commerce	GNFCC	\$5,000	1	\$5,000
Georgia City County Management Association	GCCMA	\$350	4	\$1,400
International City County Management Association	ICMA	\$1,400	3	\$4,200
International City County Management Association	ICMA	\$250	1	\$250
Leadership Johns Creek - Tuition	LJC	\$2,500	2	\$5,000
Leadership Johns Creek - Alumni	LJC	\$50	2	\$100
Project Management Institute	PMI	\$0	-	\$0
Special Needs Certified - Citywide	SNC	\$365	1	\$365
Rotary of Johns Creek - Quarterly Dues	RJC	\$360	4	\$1,440
Costco Membership for City	Costco	\$60	1	\$60
Digital and hosting fees for Town Center websites		\$2,000	1	\$2,000

Georgia Economic Development Association	GEDA	\$650	1	\$650
Economic Development related dues and fees	Various	\$500	1	\$500
Bar-certification related dues and fees	Various	\$2,500	1	\$2,500
Costar Subscription		\$5,740	1	\$5,740
Economic Development activities		\$20,000	1	\$20,000
Georgia Municipal Association	GMA	\$27,558	1	\$27,558
Business Wise Subscription		\$3,000	1	\$3,000
Placer.ai Subscription	Placer.ai	\$2,333	12	\$28,000
523600				\$117,763

Education and Training - Items Described	Vendor Name	Cost per	Units	Total
GCCMA Spring Conference	GCCMA	\$450	4	\$1,800
GCCMA Fall Conference	GCCMA	\$450	4	\$1,800
ICMA Annual Conference	ICMA	\$750	4	\$3,000
GMA Annual Conference	GMA	\$1,000	3	\$3,000
GMA Mayor's Day Annual Conference	GMA	\$500	1	\$500
Chamber and GNFC Meetings	Various	\$50	8	\$400
Georgia Economic Developers Association - Conferences		\$550	2	\$1,100
Eco. Dev. Trainings, Trade Shows, Courses	Various	\$500	3	\$1,500
ECONOMIX Conference	ECONOMIX	\$2,000	1	\$2,000
Eco. Dev. Programs	Carl Vinson Institute	\$500	2	\$1,000
Facilitation Training	TBD	\$1,500	1	\$1,500
Social Media Technology Certification	Gwinnett Tech	\$0	-	\$0
Social Media Marketing for Econ. Dev. Course	IEDC	\$0	-	\$0
GIS Applications Training - StoryMaps	Esri	\$2,500	1	\$2,500
GIS Applications Training - Dashboards	Esri	\$2,500	1	\$2,500
Data Analytics and Decision Making Course	UGA	\$2,250	1	\$2,250
Internal - Johns Creek University Program	Various	\$250	12	\$3,000
Georgia Mainstreet Program Courses	GA Dept. Community Affairs	\$2,500	2	\$5,000
523700				\$32,850

Hospitality - Items Described	Vendor Name	Cost per	Units	Total
City Manager - Rotating Employee Luncheons	Various	\$100	12	\$1,200
City Merchandise for Visitors / Tour Groups	Various	\$6	1,000	\$6,000
Meetings with Visitors and Guests	Various	\$50	30	\$1,500
Life Sciences Familiarization Tour	Various	\$5,000	1	\$5,000
Innovation Familiarization Tour	Various	\$5,000	1	\$5,000
JC10 Summit - Event Supplies	Various	\$6,000	1	\$6,000
Cross-Departmental Gatherings	Various	\$1,000	10	\$10,000
523901				\$34,701

Office Supplies - Items Described	Vendor Name	Cost per	Units	Total
Basic Office Supplies - Folders, Pens, Etc.	Office Depot, Staples, etc.	\$100	20	\$2,000
531120				\$2,000

Postage - Items Described	Vendor Name	Cost per	Units	Total
Letters and Mailings	USPS	\$1	200	\$100
531130				\$100

\$558,763

Communications (1001570)

Personnel		FY2022	FY2023	FY2024			FY2025	\$ Inc (Dec)	% Inc (Dec)
Object	Account	Actuals	Actuals	Revised	YTD 07/31	Annualized	Adopted	from 2024	
511100	Regular Employees	\$427,044	\$461,438	\$486,308	\$393,797	\$487,558	\$519,704	\$33,396	7%
511151	Car Allowance	\$4,829	\$4,829	\$4,800	\$3,600	\$4,800	\$4,800	\$0	0%
511153	Gym Membership	\$300	\$362	\$360	\$270	\$360	\$360	\$0	0%
512101	Health	\$49,521	\$49,332	\$60,458	\$52,709	\$65,259	\$87,961	\$27,503	45%
512102	Long-Term Disability	\$2,957	\$2,777	\$2,554	\$1,993	\$2,657	\$2,577	\$23	1%
512103	Dental	\$4,007	\$4,170	\$4,640	\$3,580	\$4,432	\$3,937	(\$703)	-15%
512104	Life	\$4,543	\$4,760	\$4,441	\$3,383	\$4,189	\$3,861	(\$580)	-13%
512200	Social Security (FICA)	\$25,477	\$27,773	\$30,151	\$23,804	\$29,471	\$31,116	\$965	3%
512300	Medicare	\$6,015	\$6,544	\$7,051	\$5,567	\$6,893	\$7,279	\$228	3%
512400	Retirement	\$73,034	\$76,988	\$82,672	\$66,832	\$82,744	\$88,857	\$6,185	7%
512700	Workers Compensation	\$957	\$846	\$681	\$690	\$920	\$1,367	\$686	101%
Subtotal - Personnel		\$598,684	\$639,818	\$684,116	\$556,224	\$689,283	\$751,819	\$67,703	10%

Operations		FY2022	FY2023	FY2024			FY2025	\$ Inc (Dec)	% Inc (Dec)
Object	Account	Actuals	Actuals	Revised	YTD 07/31	Annualized	Adopted	from 2024	
521200	Professional Services	\$0	\$0	\$3,000	\$0	\$3,000	\$3,000	\$0	0%
521300	Technical Services	\$19,048	\$17,616	\$22,873	\$23,750	\$23,750	\$24,574	\$1,701	7%
522320	Rental Equipment	\$0	\$0	\$1,600	\$0	\$1,000	\$400	(\$1,200)	-75%
523300	Advertising	\$20,270	\$22,740	\$50,834	\$20,981	\$32,850	\$50,834	\$0	0%
523400	Printing & Binding	\$2,053	\$936	\$13,400	\$43	\$6,750	\$13,400	\$0	0%
523500	Travel	\$12,663	\$5,218	\$16,513	\$11,421	\$14,500	\$16,648	\$135	1%
523600	Dues & Fees	\$6,074	\$5,450	\$6,540	\$7,172	\$7,172	\$6,600	\$60	1%
523700	Education & Training	\$1,838	\$5,179	\$7,835	\$3,011	\$5,800	\$8,039	\$204	3%
523900	Other	\$385	\$0	\$0	\$0	\$0	\$0	\$0	0%
523901	Hospitality	\$9,544	\$6,778	\$8,600	\$872	\$4,750	\$8,600	\$0	0%
531120	Office Supplies	\$189	\$235	\$200	\$166	\$166	\$200	\$0	0%
531130	Postage	\$0	\$0	\$50	\$0	\$0	\$68	\$18	36%
531600	Small Equipment	\$0	\$4,349	\$900	\$3,142	\$3,142	\$1,500	\$600	67%
531703	Operating Supplies	\$120,702	\$79,610	\$75,000	\$49,517	\$75,000	\$15,000	(\$60,000)	-80%
Subtotal - Operations		\$192,765	\$148,111	\$207,345	\$120,076	\$177,880	\$148,863	(\$58,482)	-28%

TOTAL COMMUNICATIONS		\$791,448	\$787,929	\$891,461	\$676,300	\$867,163	\$900,682	\$9,221	1%
-----------------------------	--	------------------	------------------	------------------	------------------	------------------	------------------	----------------	-----------

FY 2025 Adopted Operations

Communications (1001570)

Professional Services - Items Described	Vendor Name	Cost per	Units	Total
Web Tech Support	JuiceBox	\$3,000	1	\$3,000
521200				\$3,000

Technical Services - Items Described	Vendor Name	Cost per	Units	Total
Website hosting	Juicebox	\$4,200	1	\$4,200
Wordpress Maintenance	Juicebox	\$650	1	\$650
E-mail service	Constant Contact	\$3,500	1	\$3,500
Web Security Certificate (SSL Cert.)	Wakefly	\$0	-	\$0
Online forms	WuFoo	\$0	-	\$0
Online public calendars	Calendar Wiz	\$259	1	\$259
Custom URLs for city projects	Go Daddy & BlueHost	\$100	6	\$600
Music Licensing	Music Vine	\$45	12	\$540
Online Media Monitoring Service	Meltwater	\$1,500	1	\$1,500
Social Media Archiving Solution	Archive Social	\$7,188	1	\$7,188
Website Auditing Service	Sitelmpove	\$6,137	1	\$6,137
Website License	Kentico	\$0	-	\$0
521300				\$24,574

Rental Equipment - Items Described	Vendor Name	Cost per	Units	Total
A/V Equipment Rental	Various	\$400	1	\$400
522320				\$400

Advertising - Items Described	Vendor Name	Cost per	Units	Total
Quarter Page Advertisements - Calendar	Johns Creek Herald	\$360	6	\$2,160
Third Page Advertisements - Calendar	Johns Creek Herald	\$498	6	\$2,988
Half Page Advertisements (for events)	Johns Creek Herald	\$634	9	\$5,706
Full Page Advertisement	Chamber Guidebook	\$2,500	1	\$2,500
Peach Jar - School Advertising	Peach Jar	\$645	6	\$3,870
Social Media Advertising	Facebook	\$20	428	\$8,560
Social Media Advertising	Instagram	\$20	247	\$4,940
Social Media - Post Boost (for events)	Facebook	\$120	8	\$960
Additional community ads	TBD	\$500	3	\$1,500
Direct Mail (Targeted)	TBD	\$550	8	\$4,400
Half Page Advertisement North Fulton edition	Atlanta Business Chronicle	\$1,000	1	\$1,000
Half Page Advertisement	North Fulton Chamber Guidebook	\$2,500	1	\$2,500
Digital Billboard Ads for Events	Clear Channel Outdoor	\$1,750	5	\$8,750
Half Page Advertisement	Georgia Trend	\$1,000	1	\$1,000
523300				\$50,834

Printing and Binding - Items Described	Vendor Name	Cost per	Units	Total
Annual Report		\$1,400	1	\$1,400
Brochures and Flyers		\$4,000	3	\$12,000
523400				\$13,400

Travel - Items Described	Vendor Name	Cost per	Units	Total
Mileage Reimbursements	Various Staff	\$300	1	\$300
Hotel	TBD	\$300	29	\$8,700
Transportation	TBD	\$60	10	\$600
Airfare	TBD	\$4,500	1	\$4,500
Per Diem at GSA Rates	GSA	\$91	28	\$2,548
523500				\$16,648

Dues and Fees - Items Described	Vendor Name	Cost per	Units	Total
Rotary - Quarterly Dues	Rotary	\$360	4	\$1,440
Public Relations Society of America - Annual Dues	PRSA	\$425	1	\$425
City County Communications and Marketing Associati	3CMA	\$400	4	\$1,600

Newspaper Subscription	Atlanta Journal Constitution	\$550	1	\$550
National Association of Government Web Professionals	NAGW	\$225	1	\$225
Award Application Fees	Various	\$200	4	\$800
International City County Managers Association	ICMA	\$1,400	1	\$1,400
Nat'l Association of Government Communicators	NAGC	\$160	1	\$160
Annual Dues		\$0	-	\$0
523600				\$6,600

Education and Training - Items Described	Vendor Name	Cost per	Units	Total
3CMA Annual Conference	3CMA	\$750	1	\$750
PRSA National Conference	PRSA	\$1,395	1	\$1,395
NAGW Conference	NAGW	\$895	1	\$895
Gov'n't Social Media Conference	GSMC	\$859	1	\$859
National Association of Broadcasters Conference	NAB	\$600	1	\$600
Adobe Max Conference	Adobe	\$995	2	\$1,990
Nat'l Association of Government Communicators	NAGC	\$800	1	\$800
International City County Managers Association	ICMA	\$750	1	\$750
523700				\$8,039

Hospitality - Items Described	Vendor Name	Cost per	Units	Total
Quarterly Team Meetings	Various	\$150	4	\$600
Branded Items	Various	\$1,000	8	\$8,000
523901				\$8,600

Office Supplies - Items Described	Vendor Name	Cost per	Units	Total
Basic Office Supplies - Folders, Pens, Etc.	Office Depot, Staples, etc.	\$200	1	\$200
531120				\$200

Postage - Items Described	Vendor Name	Cost per	Units	Total
Letters and Mailings	USPS	\$1	100	\$68
531130				\$68

Small Equipment	Vendor Name	Cost per	Units	Total
Camera Lens for video		\$0	-	\$0
Camera Body		\$1,500	1	\$1,500
561600				\$1,500

Operating Supplies - Items Described	Vendor Name	Cost per	Units	Total
International Festival	Various	\$0	-	\$0
Arts Festival		\$0	-	\$0
New Banners and Signs for Events		\$500	30	\$15,000
531703				\$15,000

\$148,863

Community Development (1007410)

Personnel		FY2022 Actuals	FY2023 Actuals	FY2024			FY2025 Adopted	\$ Inc (Dec) from 2024	% Inc (Dec)
Object	Account			Revised	YTD 07/31	Annualized			
511100	Regular Employees	\$1,532,197	\$1,484,683	\$1,738,383	\$1,196,992	\$1,481,990	\$1,626,097	(\$112,286)	-6%
511151	Car Allowance	\$4,829	\$4,829	\$4,800	\$3,600	\$4,800	\$4,800	\$0	0%
511153	Gym Membership	\$677	\$859	\$720	\$495	\$660	\$720	\$0	0%
511200	Temporary/PT Employee	\$0	\$33,680	\$41,600	\$33,908	\$41,981	\$51,910	\$10,310	25%
511300	Overtime	\$212	\$112	\$0	\$0	\$0	\$0	\$0	0%
512101	Health	\$202,730	\$191,481	\$310,387	\$202,604	\$250,843	\$365,672	\$55,285	18%
512102	Long-Term Disability	\$10,668	\$8,892	\$9,659	\$6,067	\$8,089	\$7,430	(\$2,229)	-23%
512103	Dental	\$14,608	\$11,509	\$15,104	\$9,733	\$12,050	\$12,271	(\$2,833)	-19%
512104	Life	\$23,912	\$14,846	\$15,881	\$9,844	\$12,188	\$10,626	(\$5,255)	-33%
512200	Social Security (FICA)	\$91,964	\$91,226	\$109,572	\$73,334	\$90,795	\$95,717	(\$13,855)	-13%
512300	Medicare	\$21,508	\$21,335	\$25,810	\$17,174	\$21,263	\$22,394	(\$3,416)	-13%
512400	Retirement	\$233,121	\$234,910	\$295,525	\$192,976	\$238,923	\$266,944	(\$28,581)	-10%
512700	Workers Compensation	\$3,927	\$2,183	\$3,215	\$2,727	\$3,636	\$5,378	\$2,163	67%
Subtotal - Personnel		\$2,140,353	\$2,100,543	\$2,570,656	\$1,749,453	\$2,167,217	\$2,469,959	(\$100,697)	-4%

Operations		FY2022 Actuals	FY2023 Actuals	FY2024			FY2025 Adopted	\$ Inc (Dec) from 2024	% Inc (Dec)
Object	Account			Revised	YTD 07/31	Annualized			
521200	Professional Services	\$66,166	\$189,543	\$115,000	\$189,296	\$230,932	\$150,000	\$35,000	30%
521210	Contracted	\$0	\$0	\$0	\$0	\$0	\$332,800	\$332,800	100%
523300	Advertising	\$8,770	\$1,544	\$9,450	\$4,564	\$6,298	\$9,450	\$0	0%
523400	Printing & Binding	\$2,519	\$25	\$9,500	\$6,443	\$6,761	\$7,500	(\$2,000)	-21%
523500	Travel	\$8,295	\$11,554	\$14,600	\$6,699	\$10,538	\$14,600	\$0	0%
523600	Dues & Fees	\$2,862	\$3,390	\$5,070	\$3,774	\$3,774	\$5,157	\$87	2%
523700	Education and Training	\$4,662	\$9,568	\$17,845	\$5,487	\$7,401	\$22,264	\$4,419	25%
523901	Hospitality	\$1,272	\$2,808	\$1,200	\$1,152	\$1,439	\$1,200	\$0	0%
531120	Office Supplies	\$4,433	\$2,582	\$6,030	\$3,070	\$5,100	\$6,030	\$0	0%
531130	Postage	\$3,411	\$3,091	\$7,390	\$2,855	\$3,199	\$7,550	\$160	2%
531710	Uniforms	\$3,669	\$255	\$4,500	\$1,481	\$3,205	\$4,680	\$180	4%
579100	Unallocated	\$0	\$0	\$0	\$0	\$0	\$0	\$0	0%
Subtotal - Operations		\$106,058	\$224,359	\$190,585	\$224,821	\$278,647	\$561,231	\$370,646	194%

TOTAL COMMUNITY DEVELOPMENT		\$2,246,410	\$2,324,903	\$2,761,241	\$1,974,273	\$2,445,864	\$3,031,190	\$269,949	10%
------------------------------------	--	--------------------	--------------------	--------------------	--------------------	--------------------	--------------------	------------------	------------

FY 2025 Adopted Operations

Community Development (1007410)

Professional Services - Items Described	Vendor Name	Cost per	Units	Total
Consulting Services - Arborist		\$0	-	\$0
Consulting Services		\$150,000	1	\$150,000
521200				\$150,000

Contracted - Items Described	Vendor Name	Cost per	Units	Total
Inspection Services	TBD	\$332,800	1	\$332,800
521210				\$332,800

Advertising - Items Described	Vendor Name	Cost per	Units	Total
Legal Ads - Rezonings, Public Hearings, etc.	Johns Creek Herald	\$250	20	\$5,000
Public Hearing Signs		\$89	50	\$4,450
523300				\$9,450

Printing and Binding - Items Described	Vendor Name	Cost per	Units	Total
Brochures and Forms	Various	\$500	3	\$1,500
Printing for Board Meetings, Focus Groups and Committees	Various	\$1,000	2	\$2,000
Public outreach and engagement materials, banners, etc.	Various	\$2,000	2	\$4,000
Master Plan efforts	Various	\$0	-	\$0
523400				\$7,500

Travel - Items Described	Vendor Name	Cost per	Units	Total
Mileage Reimbursements	Various Staff	\$200	1	\$200
Hotel	TBD	\$300	24	\$7,200
Transportation and/or Airfare	TBD	\$300	16	\$4,800
Per Diem at GSA Rates	Staff	\$96	25	\$2,400
523500				\$14,600

Dues and Fees - Items Described	Vendor Name	Cost per	Units	Total
American Society of Engineers	ASE	\$275	1	\$275
American Planning Association	APA	\$435	4	\$1,740
Georgia Professional Engineer license	State of Georgia	\$100	1	\$100
Southeast Stormwater Association Membership	SESWA	\$700	1	\$700
Certified Floodplain Manager - Association of State Floodplain Manager	ASFPM	\$285	1	\$285
Surveying and Mapping Society of Georgia	SAMSOG	\$260	1	\$260
International City/County Management Association	ICMA	\$200	1	\$200
ICC Governmental Membership	ICC	\$265	1	\$265
ICC Membership for CBO	ICC	\$292	1	\$292
Building Officials Association of GA	BOAG	\$35	3	\$105
Association of Licensed Architects	AIA	\$250	1	\$250
National Council of Architectural Registration Board		\$275	1	\$275
Professional Architect License Renewal		\$100	1	\$100
Electrical Contractor's License Renewal		\$0	-	\$0
Georgia Association of Code Enforcement	GACE	\$62	5	\$310
523600				\$5,157

Education and Training - Items Described	Vendor Name	Cost per	Units	Total
GA Soil & Water Conservation Certificate, Level 1B		\$199	5	\$995
GA Soil & Water Conservation Certificate, Level II		\$199	2	\$398
GA Soil & Water Conservation Erosion Seminar		\$0	-	\$0
Southeast Stormwater Association Annual Conference	SESWA	\$295	1	\$295
Certified Professional in Erosion & Sediment Control Certification Renewal		\$140	1	\$140
Certified Floodplain Manager Renewal	ASFPM	\$120	1	\$120
MS4 CECEI Recertification		\$197	1	\$197
MS4 Green Infrastructure Training Technician		\$497	1	\$497
Surveying and Mapping Society of Georgia Annual Conference	SAMSOG	\$475	1	\$475
CESSWI Certification	Envirocert International	\$380	1	\$380
CPESC Certification	Envirocert International	\$380	1	\$380
Energov Staff Training	Tyler	\$2,600	1	\$2,600
Georgia Association of Floodplain Manager Annual Conference		\$300	2	\$600
EduCODE Conference		\$900	1	\$900
Georgia Association of Code Enforcement Annual Conference		\$850	4	\$3,400
American Planning Association National Planning Conference		\$1,000	1	\$1,000

Congress of New Urbanism Accreditation Exam	CNU	\$225	1	\$225
Certified Public Manager - Leadership Development Program	UGA Carl Vinson	\$3,500	1	\$3,500
Urban Land Insitute Spring Meeting	ULI	\$0	-	\$0
Notary Training and recertification		\$177	2	\$354
Georgia Planning Association Annual Conference		\$250	3	\$750
Building Officials Association of GA Annual Conference		\$350	1	\$350
ICC Annual Conference & Exhibition	ICC	\$500	1	\$500
Permit Tech Certificate CEU & Renewal Fees	ICC	\$230	2	\$460
Plans Coordinator (Residential Plans Examiner, CEU & Renewal Fee)	ICC	\$860	1	\$860
Plans Examiner Certificate CEU & Renewal Fee	ICC	\$1,054	1	\$1,054
Building Inspector Certificate CEU & Renewal Fee	ICC	\$448	2	\$896
CBO Examination	ICC	\$518	1	\$518
CBO Certificate CEU & Renewal Fee	ICC	\$420	1	\$420
523700				\$22,264

Hospitality	Vendor Name	Cost per	Units	Total
Planning Commission and BZA Meetings		\$1,200	1	\$1,200
523901				\$1,200

Office Supplies - Items Described	Vendor Name	Cost per	Units	Total
Basic Office Supplies - tree measuring tape, spray paint, stakes, posts, etc.	Office Depot, Staples, etc.	\$37	90	\$3,330
Business cards, Board Nameplates and Notary		\$950	1	\$950
Inspection Equipment (meters, measuring devices, etc.)		\$1,350	1	\$1,350
Printer Toner		\$200	2	\$400
531120				\$6,030

Postage - Items Described	Vendor Name	Cost per	Units	Total
Letters	USPS	\$0.63	5,000	\$3,150
Certified Mail - Code Compliance/Land Development Citations		\$8	70	\$560
Postcard notices for public hearing (Rezoning, SUP and Variance)		\$0.48	8,000	\$3,840
531130				\$7,550

Uniforms - Items Described	Vendor Name	Cost per	Units	Total
Land Inspector Uniforms	Gall's/Amazon	\$500	4	\$2,000
Building Inspector Uniforms	Gall's/Amazon	\$500	2	\$1,000
Code Compliance Uniforms	Gall's/Amazon	\$840	2	\$1,680
531710				\$4,680

\$561,231

Court (1002650)

Personnel		FY2022	FY2023	FY2024			FY2025	\$ Inc (Dec)	% Inc
Object	Account	Actuals	Actuals	Revised	YTD 07/31	Annualized	Adopted	from 2024	(Dec)
511100	Regular Employees	\$273,858	\$272,969	\$318,516	\$262,287	\$324,737	\$396,298	\$77,782	24%
511151	Car Allowance	\$0	\$0	\$0	\$2,800	\$3,733	\$4,800	\$4,800	100%
511153	Gym Membership	\$362	\$512	\$540	\$450	\$600	\$540	\$0	0%
511200	Temporary/PT Employee	\$13,260	\$21,709	\$23,860	\$18,370	\$22,744	\$35,295	\$11,435	48%
511300	Overtime	\$4,274	\$2,014	\$2,578	\$1,949	\$2,414	\$2,291	(\$287)	-11%
512101	Health	\$60,944	\$58,484	\$75,605	\$57,102	\$70,698	\$134,215	\$58,610	78%
512102	Long-Term Disability	\$1,929	\$1,736	\$1,813	\$1,374	\$1,832	\$2,099	\$286	16%
512103	Dental	\$4,319	\$3,757	\$4,171	\$2,956	\$3,660	\$4,699	\$528	13%
512104	Life	\$2,627	\$2,894	\$2,912	\$2,257	\$2,795	\$3,190	\$278	10%
512200	Social Security (FICA)	\$16,815	\$17,065	\$21,387	\$16,644	\$20,607	\$24,373	\$2,986	14%
512300	Medicare	\$3,932	\$3,991	\$5,002	\$3,893	\$4,819	\$5,701	\$699	14%
512400	Retirement	\$46,156	\$45,010	\$54,148	\$43,431	\$53,772	\$67,174	\$13,026	24%
512700	Workers Compensation	\$771	\$599	\$479	\$579	\$772	\$1,156	\$677	141%
Subtotal - Personnel		\$429,246	\$430,740	\$511,011	\$414,093	\$513,182	\$681,831	\$170,820	33%

Operations		FY2022	FY2023	FY2024			FY2025	\$ Inc (Dec)	% Inc
Object	Account	Actuals	Actuals	Revised	YTD 07/31	Annualized	Adopted	from 2024	(Dec)
521203	Contractual	\$51,933	\$85,014	\$40,114	\$24,034	\$26,784	\$81,208	\$41,094	102%
521208	Other IGA	\$15,400	\$0	\$0	\$0	\$0	\$0	\$0	0%
521211	Municipal Judge	\$33,738	\$35,308	\$59,250	\$32,174	\$36,889	\$59,625	\$375	1%
521212	Court Solicitor	\$86,402	\$93,089	\$110,250	\$82,318	\$102,982	\$110,250	\$0	0%
521213	Indigent Defense	\$1,289	\$4,880	\$7,500	\$11,716	\$13,583	\$16,500	\$9,000	120%
523100	Insurance	\$140	\$140	\$140	\$0	\$0	\$640	\$500	357%
523300	Advertising	\$25	\$25	\$300	\$65	\$150	\$300	\$0	0%
523400	Printing & Binding	\$0	\$2,109	\$2,000	\$2,478	\$2,478	\$2,500	\$500	25%
523500	Travel	\$4,602	\$6,278	\$7,000	\$3,650	\$4,950	\$7,000	\$0	0%
523600	Dues & Fees	\$585	\$639	\$983	\$845	\$970	\$1,123	\$140	14%
523700	Education & Training	\$3,205	\$2,892	\$10,345	\$4,574	\$5,150	\$11,050	\$705	7%
523852	Software Licensing Fee	\$0	\$0	\$37,092	\$33,310	\$41,646	\$49,387	\$12,295	33%
523901	Hospitality	\$6,091	\$1,309	\$1,200	\$1,176	\$1,350	\$3,000	\$1,800	150%
523903	Merchant Service Charges	\$747	\$666	\$1,560	\$1,036	\$1,036	\$1,560	\$0	0%
531120	Office Supplies	\$4,067	\$5,807	\$3,000	\$3,245	\$3,551	\$3,000	\$0	0%
531130	Postage	\$4,332	\$6,335	\$4,500	\$4,429	\$5,682	\$6,956	\$2,456	55%
531400	Books & Periodicals	\$1,268	\$1,272	\$1,300	\$1,464	\$1,464	\$1,612	\$312	24%
531703	Operating Supplies	\$109	\$354	\$1,500	\$3,925	\$3,925	\$4,000	\$2,500	167%
Subtotal - Operations		\$213,934	\$246,116	\$288,034	\$210,439	\$252,590	\$359,711	\$71,677	25%

TOTAL COURT		\$643,180	\$676,856	\$799,045	\$624,532	\$765,772	\$1,041,542	\$242,497	30%
--------------------	--	------------------	------------------	------------------	------------------	------------------	--------------------	------------------	------------

FY 2025 Adopted Operations

Court (1002650)

Contractual - Items Described	Vendor Name	Cost per	Units	Total
Secure Remote Safe	Brinks	\$910	12	\$10,920
Translation Services and Travel-Other Languages	8A Translation, LLC	\$285	12	\$3,420
Translation Services and Travel-Spanish	8A Translation, LLC	\$178	106	\$18,868
In-House Probation Development - Transition/Temp. P.O.	Insight Consulting Group	\$8,000	6	\$48,000
521203				\$81,208

Municipal Judge - Items Described	Vendor Name	Cost per	Units	Total
Presiding Over Court (3 hrs at \$200 per hour)	Donald Schaefer, Chief Judge	\$600	53	\$31,800
Presiding Over Court (3 hrs at \$175 per hour)	Wanda Dallas, Assistant Judge	\$0	-	\$0
Presiding Over Court (3 hrs at \$175 per hour)	Jenny Nguyen, Assistant Judge	\$525	53	\$27,825
521211				\$59,625

Court Solicitor - Items Described	Vendor Name	Cost per	Units	Total
Solicitor - Court Sessions (3 hrs at \$150 per hour)	Larry Delan, Chief Solicitor	\$450	105	\$47,250
Assistant Solicitors - Court Sessions (3 hrs at \$150 per hour)	Angela Couch, Maggie Benson	\$450	105	\$47,250
Solicitors - Outside of Court	Solicitor and Asst. Solicitors	\$150	105	\$15,750
521212				\$110,250

Indigent Defense - Items Described	Vendor Name	Cost per	Units	Total
Public Defender / Indigent Defense - In Court	Various (4)	\$85	110	\$9,350
Public Defender / Indigent Defense - Out of Court	Various (4)	\$65	110	\$7,150
521213				\$16,500

Insurance	Vendor Name	Cost per	Units	Total
Court Administrator/Clerk of Court Bonding Insurance	Travelers	\$140	1	\$140
Probation Officers Bonding Insurance	Travelers	\$250	2	\$500
523100				\$640

Advertising - Items Described	Vendor Name	Cost per	Units	Total
Legal Ads and Notices	ALM Media, LLC	\$25	12	\$300
523300				\$300

Printing and Binding - Items Described	Vendor Name	Cost per	Units	Total
Court Forms, business cards, brochures	Priority Printing	\$400	5	\$2,500
523400				\$2,500

Travel - Items Described	Vendor Name	Cost per	Units	Total
Per Diem for Travel to/from Conferences - Clerks	Various	\$1,250	4	\$5,000
Per Diem for Travel to/from Conferences - Judges	Various	\$1,000	2	\$2,000
523500				\$7,000

Dues and Fees - Items Described	Vendor Name	Cost per	Units	Total
Georgia Municipal Court Clerks Council	GMCCC	\$60	4	\$240
National Association of Court Management	NACM	\$125	1	\$125
Georgia Council of Court Administrators	GCCA	\$150	3	\$450
International Association of Court Administrators	IACA	\$50	1	\$50
Georgia Records Association	GRA	\$45	1	\$45
GCIC Terminal Agency Coordinator	GCIC	\$20	3	\$60
Notary Public	State of Georgia	\$51	3	\$153
523600				\$1,123

Education and Training - Items Described	Vendor Name	Cost per	Units	Total
Institute of Continuing Judicial Education - Clerks	ICJE	\$200	4	\$800
Institute of Continuing Judicial Education - Judges	ICJE	\$325	2	\$650
Georgia Council of Court Administrators - Spring Conference	GCCA	\$375	2	\$750
Georgia Council of Court Administrators - Fall Conference	GCCA	\$375	2	\$750
Georgia Crime Information Center - TAC Symposium	GCIC	\$300	2	\$600
National Association of Court Management Conference	NACM	\$750	2	\$1,500
Professional Development Training	Various	\$500	4	\$2,000
National Center For State Courts - Court Adm. Nat' Certification/Fellows Program	NCSC/ ICM	\$4,000	1	\$4,000

Software Licensing Fee	Vendor Name	Cost per	Units	Total
Court case management system -Software License & Operating System	Courtware	\$3,192	12	\$38,304
DRIVE Program Annual Maintenance Fee - Software Application	Epignosis	\$3,683	1	\$3,683
Probation - Implement/data conversion, customization/staff training	Judicial Alternatives of Georgia (JAG)	\$3,500	1	\$3,500
Probation - Software Operating system	Judicial Alternatives of Georgia (JAG)	\$500	6	\$3,000
Probation - Text messaging & robo call services	Judicial Alternatives of Georgia (JAG)	\$150	6	\$900
523852				\$49,387

Hospitality - Items Described	Vendor Name	Cost per	Units	Total
Midyear/ Annual Court meetings/ refreshments / DRIVE program / COURT Swag	Various	\$250	12	\$3,000
523901				\$3,000

Merchant Service Charges - Items Described	Vendor Name	Cost per	Units	Total
Bank Service Charges	United Community	\$100	12	\$1,200
Stop Check Fees	United Community	\$30	12	\$360
523903				\$1,560

Office Supplies - Items Described	Vendor Name	Cost per	Units	Total
Basic Office Supplies - Folders, Pens, Etc.	Office Depot, Staples, etc.	\$1,500	2	\$3,000
531120				\$3,000

Postage - Items Described	Vendor Name	Cost per	Units	Total
Court Notices /\$0.68 per first class letter	USPS	\$1.00	5,304	\$5,304
Certified Mail / \$16.52 per case	USPS	\$16.52	100	\$1,652
531130				\$6,956

Books and Periodicals - Items Described	Vendor Name	Cost per	Units	Total
Court Reference Materials	Thomas Reuters	\$403	4	\$1,612
531400				\$1,612

Operating Supplies - Items Described	Vendor Name	Cost per	Units	Total
Probation supplies, drug/alcohol sceens/cups, gloves, etc.	Various	\$2,000	2	\$4,000
531703				\$4,000

\$359,711

Facilities (1001565)

Personnel		FY2022 Actuals	FY2023 Actuals	FY2024			FY2025 Adopted	\$ Inc (Dec) from 2024	% Inc (Dec)
Object	Account			Revised	YTD 07/31	Annualized			
511100	Regular Employees	(\$1,915)	\$0	\$0	\$0	\$0	\$0	\$0	0%
511151	Car Allowance	\$0	\$0	\$0	\$0	\$0	\$0	\$0	0%
511153	Gym Membership	\$0	\$0	\$0	\$0	\$0	\$0	\$0	0%
511200	Temporary/PT Employee	\$0	\$0	\$0	\$0	\$0	\$0	\$0	0%
511300	Overtime	(\$491)	\$0	\$0	\$0	\$0	\$0	\$0	0%
512101	Health	\$0	\$0	\$0	\$0	\$0	\$0	\$0	0%
512102	Long-Term Disability	\$0	\$0	\$0	\$0	\$0	\$0	\$0	0%
512103	Dental	\$0	\$0	\$0	\$0	\$0	\$0	\$0	0%
512104	Life	\$0	\$0	\$0	\$0	\$0	\$0	\$0	0%
512200	Social Security (FICA)	(\$143)	\$0	\$0	\$0	\$0	\$0	\$0	0%
512300	Medicare	(\$33)	\$0	\$0	\$0	\$0	\$0	\$0	0%
512400	Retirement	(\$96)	\$0	\$0	\$0	\$0	\$0	\$0	0%
512700	Workers Compensation	\$0	\$0	\$0	\$0	\$0	\$0	\$0	0%
Subtotal - Personnel		(\$2,677)	\$0	\$0	\$0	\$0	\$0	\$0	0%

Operations		FY2022 Actuals	FY2023 Actuals	FY2024			FY2025 Adopted	\$ Inc (Dec) from 2024	% Inc (Dec)
Object	Account			Revised	YTD 07/31	Annualized			
521200	Professional Services	\$126,658	\$101,115	\$162,140	\$74,837	\$162,140	\$170,168	\$8,028	5%
521203	Contractual	\$9,846	\$13,597	\$3,288	\$7,192	\$7,192	\$13,288	\$10,000	304%
522210	Equipment	\$4,451	\$5,632	\$12,000	\$4,128	\$9,450	\$13,800	\$1,800	15%
522220	Building	\$29,420	\$35,301	\$20,000	\$15,845	\$20,000	\$90,000	\$70,000	350%
523400	Printing and Binding	\$0	\$0	\$0	\$458	\$458	\$0	\$0	0%
523500	Travel	\$0	\$0	\$390	\$0	\$1,000	\$3,900	\$3,510	900%
523600	Dues & Fees	\$70,202	\$38,938	\$46,175	\$62,008	\$62,008	\$46,175	\$0	0%
523700	Education & Training	\$673	\$362	\$6,230	\$2,200	\$6,230	\$8,730	\$2,500	40%
523851	Maintenance Contracts	\$61,175	\$67,826	\$102,940	\$48,821	\$85,940	\$105,420	\$2,480	2%
523901	Hospitality	\$26,544	\$28,359	\$35,150	\$20,722	\$32,398	\$35,150	\$0	0%
531111	Vehicle Supplies	\$1,367	\$0	\$0	\$0	\$0	\$0	\$0	0%
531120	Office Supplies	\$12,453	\$14,301	\$34,850	\$9,790	\$29,850	\$34,850	\$0	0%
531130	Postage	\$12,470	\$8,695	\$20,324	\$5,620	\$18,000	\$20,324	\$0	0%
531210	Water /Sewage	\$3,257	\$3,793	\$6,000	\$2,700	\$5,500	\$6,000	\$0	0%
531230	Electricity	\$150,414	\$133,951	\$163,200	\$100,117	\$151,250	\$163,200	\$0	0%
531270	Gasoline/Diesel - Fuel	\$928	\$0	\$4,000	\$1,059	\$2,500	\$4,000	\$0	0%
531702	Office Equipment	\$47,393	\$67,874	\$32,500	\$28,361	\$32,500	\$33,550	\$1,050	3%
531703	Operating Supplies	\$12,947	\$24,777	\$14,750	\$13,596	\$17,500	\$23,150	\$8,400	57%
542300	Furniture & Fixtures	\$0	\$45,209	\$25,000	\$19,314	\$25,000	\$86,000	\$61,000	244%
542400	Computers	\$0	\$0	\$50,000	\$5,294	\$35,000	\$50,000	\$0	0%
579100	Unallocated	\$1,762	\$0	\$0	\$0	\$0	\$0	\$0	0%
591610	Operating Transfers Out	\$2,046,896	\$2,047,216	\$2,046,512	\$1,706,013	\$2,046,512	\$2,044,784	(\$1,728)	0%
Subtotal - Operations		\$2,618,855	\$2,636,945	\$2,785,449	\$2,128,076	\$2,750,428	\$2,952,489	\$167,040	6%

TOTAL FACILITIES	\$2,616,178	\$2,636,945	\$2,785,449	\$2,128,076	\$2,750,428	\$2,952,489	\$167,040	6%
-------------------------	--------------------	--------------------	--------------------	--------------------	--------------------	--------------------	------------------	-----------

FY 2025 Adopted Operations

Facilities (1001565)

Professional Services - Items Described	Vendor Name	Cost per	Units	Total
Handyman Services - Drywall repair, etc.	Various	\$200	50	\$10,000
Janitorial Services -City Hall	Various	\$7,814	12	\$93,768
Janitorial Services - Cauley Creek Park Building & Police South Precinct	Various	\$1,200	12	\$14,400
Locksmith Services	Various	\$250	8	\$2,000
Window Cleaning (City Hall)	Various	\$20,000	2	\$40,000
Carpet Cleaning and Tile Replacement	Various	\$5,000	2	\$10,000
521200				\$170,168

Contractual - Items Described	Vendor Name	Cost per	Units	Total
Shredding Services	A Shred Ahead-Possibly Chang	\$149	12	\$1,788
ADA Facilities Survey		\$10,000	1	\$10,000
Vending Machine Leases	Allied Vending	\$125	12	\$1,500
521203				\$13,288

Equipment - Items Described	Vendor Name	Cost per	Units	Total
Tools and Equipment for minor repairs	Various	\$575	24	\$13,800
522210				\$13,800

Building - Items Described	Vendor Name	Cost per	Units	Total
Minor Renovations	Various	\$1,500	20	\$30,000
Second Stairwell access door relocation	TBD	\$20,000	1	\$20,000
Permit Counter Renovations	TBD	\$20,000	2	\$40,000
522220				\$90,000

Travel	Vendor Name	Cost per	Units	Total
Facilities management Certification travel espenses	Various	\$500	3	\$1,500
Travel Cost for HVAC Course	Various	\$1,200	2	\$2,400
523500				\$3,900

Dues and Fees - Items Described	Vendor Name	Cost per	Units	Total
Southeast Government Fleet Managers Association	SGFMA	\$100	1	\$100
National Emergency Number Association	NENA	\$150	1	\$150
Building Owners and Managers Organization	BOMA	\$925	1	\$925
Technology Park Common Area Assessment	JC Owners Association	\$9,000	1	\$9,000
Stormwater and Association Fees		\$36,000	1	\$36,000
523600				\$46,175

Education & Training	Vendor Name	Cost per	Units	Total
Basic Microsoft Word and Excel Training Courses	TBD	\$1,955	2	\$3,910
HVAC Training	TBD	\$1,205	4	\$4,820
523700				\$8,730

Maintenance Contracts - Items Described	Vendor Name	Cost per	Units	Total
Dumpster / Waste Management (City Hall)		\$100	156	\$15,600
Elevator Maintenance (City Hall)	Thyssenkrupp	\$5,670	1	\$5,670
Fire Suppression Maintenance (City Hall)	Basesix	\$470	4	\$1,880
Generator (main) (City Hall)	Nixon	\$1,910	4	\$7,640
HVAC Maintenance Repairs(City Hall)	HVH	\$4,000	12	\$48,000
Pest Control (City Hall)	Northwest	\$350	12	\$4,200
Enterprise Battery Backup Sytem		\$8,000	1	\$8,000
HVAC Maintenance	HVH	\$11,230	1	\$11,230
Security and Fire Alarm System-Park Place	Basesix	\$1,750	1	\$1,750
Security and Fire Alarm System-Cauley Creek	Basesix	\$1,450	1	\$1,450
523851				\$105,420

Hospitality - Items Described	Vendor Name	Cost per	Units	Total
Council Meeting Meals	Various	\$550	23	\$12,650
Community Meetings - Meals for Staff working through into night	Various	\$125	12	\$1,500

Breakroom Coffee	TBD	\$750	12	\$9,000
Golf Cart Rentals for Events	Milton Golf Carts	\$400	15	\$6,000
Breakroom Supplies (plates, cutlery, etc.)	Various	\$250	24	\$6,000
523901				\$35,150
Office Supplies - Items Described	Vendor Name	Cost per	Units	Total
Basic Office Supplies - Folders, Pens, Etc.	Office Depot, Staples, etc.	\$500	52	\$26,000
New Employee Supplies - Start up Supplies	Office Depot, Staples, etc.	\$100	15	\$1,500
New Employee Supplies - Nametags	Various	\$50	15	\$750
New Employee Supplies - Business Cards	Various	\$60	15	\$900
Carpet Repairs	TBD	\$350	2	\$700
Interior wayfinding and other signage	Various	\$1,000	5	\$5,000
531120				\$34,850
Postage - Items Described	Vendor Name	Cost per	Units	Total
Postage Machine	Pitney Bowes	\$1,657	12	\$19,884
Postage Supplies (Postage Labels, etc.)	Pitney Bowes	\$88	5	\$440
531130				\$20,324
Water/Sewage - Items Described	Vendor Name	Cost per	Units	Total
City Hall	Fulton County	\$1,500	4	\$6,000
531210				\$6,000
Electricity - Items Described	Vendor Name	Cost per	Units	Total
Lights (interior/exterior) (City Hall)	Sawnee EMC	\$13,400	12	\$160,800
Parking Lot Lights (City Hall)	Sawnee EMC	\$200	12	\$2,400
531230				\$163,200
Gasoline/Diesel	Vendor Name	Cost per	Units	Total
Generator (Refuel) (City Hall)	Nixon	\$2,000	2	\$4,000
523270				\$4,000
Office Equipment - Items Described	Vendor Name	Cost per	Units	Total
Office Equipment Related Replacements	TBD	\$100	100	\$10,000
Office Chair Replacements	Various	\$210	50	\$10,500
Other Office Furniture	Office Depot, Staples, etc.	\$261	50	\$13,050
531702				\$33,550
Operating Supplies	Vendor Name	Cost per	Units	Total
Southeastern Paper Group (Cleaning Supplies)		\$9,000	1	\$9,000
Breakroom Supplies (Paper and plastic products (Amazon/Staples)	Various	\$5,750	1	\$5,750
Batteries for the battery backup for City Hall	HVH	\$175	48	\$8,400
531703				\$23,150
Furniture Fixtures	Vendor Name	Cost per	Units	Total
Building Fixtures and Programs	Various	\$62,000	1	\$62,000
Furniture	Various	\$3,000	1	\$3,000
Furniture for common area / open area on 3rd floor	Various	\$21,000	1	\$21,000
542300				\$86,000
Computers	Vendor Name	Cost per	Units	Total
City Hall Computer Hardware Supplies	Various	\$50,000	1	\$50,000
542400				\$50,000
Operating Transfers Out - Items Described	Vendor Name	Cost per	Units	Total
Debt Service for City Hall COPS Issuance		\$2,044,784	1	\$2,044,784
591610				\$2,044,784
				\$2,952,489

Finance (1001511)

Personnel		FY2022	FY2023	FY2024			FY2025	\$ Inc (Dec)	% Inc
Object	Account	Actuals	Actuals	Revised	YTD 07/31	Annualized	Adopted	from 2024	(Dec)
511100	Regular Employees	\$1,007,096	\$1,050,985	\$1,048,127	\$834,363	\$1,033,020	\$1,102,261	\$54,134	5%
511151	Car Allowance	\$4,829	\$4,829	\$4,800	\$3,600	\$4,800	\$4,800	\$0	0%
511153	Gym Membership	\$780	\$887	\$360	\$450	\$600	\$360	\$0	0%
511300	Overtime	\$551	\$2,876	\$0	\$9,243	\$10,000	\$0	\$0	0%
512101	Health	\$128,140	\$150,000	\$216,201	\$143,289	\$177,405	\$253,598	\$37,397	17%
512102	Long-Term Disability	\$6,848	\$6,122	\$6,042	\$4,052	\$5,403	\$5,579	(\$463)	-8%
512103	Dental	\$10,928	\$9,974	\$12,278	\$7,530	\$9,322	\$8,788	(\$3,490)	-28%
512104	Life	\$12,432	\$10,254	\$9,394	\$6,503	\$8,051	\$7,929	(\$1,465)	-16%
512200	Social Security (FICA)	\$58,203	\$59,802	\$62,763	\$47,383	\$58,664	\$64,775	\$2,012	3%
512300	Medicare	\$14,034	\$14,513	\$15,211	\$11,655	\$14,429	\$15,150	(\$61)	0%
512400	Retirement	\$169,696	\$168,545	\$179,985	\$134,662	\$166,725	\$186,949	\$6,964	4%
512700	Workers Compensation	\$1,811	\$1,568	\$1,626	\$1,215	\$1,620	\$2,375	\$749	46%
Subtotal - Personnel		\$1,415,349	\$1,480,354	\$1,556,787	\$1,203,944	\$1,490,040	\$1,652,564	\$95,777	6%

Operations		FY2022	FY2023	FY2024			FY2025	\$ Inc (Dec)	% Inc
Object	Account	Actuals	Actuals	Revised	YTD 07/31	Annualized	Adopted	from 2024	(Dec)
521200	Professional Services	\$4,810	\$100,627	\$2,000	\$115,977	\$122,250	\$2,000	\$0	0%
521201	Audit	\$30,505	\$26,000	\$40,000	\$56,500	\$56,500	\$50,000	\$10,000	25%
521203	Contractual	\$47,084	\$61,215	\$155,000	\$45,419	\$60,000	\$125,000	(\$30,000)	-19%
521300	Technical Services	\$235	\$3,061	\$500	\$175	\$200	\$500	\$0	0%
523100	Insurance	\$0	\$276,356	\$0	\$0	\$0	\$0	\$0	0%
523300	Advertising	\$1,191	\$1,338	\$1,500	\$1,578	\$1,578	\$1,500	\$0	0%
523400	Printing & Binding	\$1,683	\$734	\$2,000	\$534	\$2,000	\$2,000	\$0	0%
523500	Travel	\$2,189	\$921	\$0	\$4,604	\$5,000	\$5,400	\$5,400	100%
523600	Dues & Fees	\$2,277	\$2,684	\$2,435	\$2,738	\$2,738	\$2,050	(\$385)	-16%
523700	Education & Training	\$6,553	\$3,707	\$21,000	\$2,138	\$16,000	\$14,100	(\$6,900)	-33%
523852	Software Licensing Fee	\$0	\$0	\$0	\$384	\$384	\$0	\$0	0%
523901	Hospitality	\$211	\$587	\$500	\$180	\$500	\$500	\$0	0%
523903	Merchant Services Charge	\$62,096	\$66,864	\$66,668	\$56,881	\$66,000	\$75,000	\$8,332	12%
523904	Finance Charges/Bank Charges	\$12,676	\$14,168	\$10,400	\$7,896	\$10,400	\$10,400	\$0	0%
531000	Supplies	\$105	\$30	\$0	\$0	\$0	\$0	\$0	0%
531120	Office Supplies	\$2,355	\$5,193	\$3,000	\$4,735	\$4,735	\$3,000	\$0	0%
531130	Postage	\$4,363	\$2,951	\$5,525	\$3,077	\$5,525	\$7,680	\$2,155	39%
531703	Operating Supplies	\$235	\$1,356	\$1,000	\$1,445	\$1,445	\$1,000	\$0	0%
579100	Unallocated	\$6,155	\$57	\$0	\$0	\$0	\$0	\$0	0%
Subtotal - Operations		\$184,722	\$567,848	\$311,528	\$304,260	\$355,255	\$300,130	(\$11,398)	-4%

TOTAL FINANCE		\$1,600,072	\$2,048,202	\$1,868,315	\$1,508,204	\$1,845,295	\$1,952,694	\$84,379	5%
----------------------	--	--------------------	--------------------	--------------------	--------------------	--------------------	--------------------	-----------------	-----------

FY 2025 Adopted Operations

Finance (1001511)

Professional Services - Items Described	Vendor Name	Cost per	Units	Total
Outside Professional Opinions and Services	Various	\$2,000	1	\$2,000
521200				\$2,000

Audit - Items Described	Vendor Name	Cost per	Units	Total
Annual External Audit	TBD	\$50,000	1	\$50,000
521201				\$50,000

Contractual - Items Described	Vendor Name	Cost per	Units	Total
Business License Discovery	S&S Management	\$0	-	\$0
Property Tax Billing	Fulton County Tax Commission	\$35,000	1	\$35,000
Financial Advisor	Raymond James & Associates	\$55,000	1	\$55,000
Financial Software	ClearGov	\$8,750	4	\$35,000
521203				\$125,000

Technical Services - Items Described	Vendor Name	Cost per	Units	Total
NIGP Code License	NIGP	\$500	1	\$500
521300				\$500

Advertising - Items Described	Vendor Name	Cost per	Units	Total
TSPLOST Required Annual Notice, Millage Rate	Various	\$250	3	\$750
Budget Advertisement	Johns Creek Herald	\$250	3	\$750
523300				\$1,500

Printing and Binding - Items Described	Vendor Name	Cost per	Units	Total
Laser Checks, 1099 & W2 Forms, Envelopes	Tyler	\$2,000	1	\$2,000
523400				\$2,000

Travel	Vendor Name	Cost per	Units	Total
Govn't Finance Officers Association Conference	GFOA			\$2,900
GGFOA - Fall Conference	GGFOA			\$2,100
Regional Training Sessions	Munis			\$200
CPA Continuing Education Training	Various			\$200
523500				\$5,400

Dues and Fees - Items Described	Vendor Name	Cost per	Units	Total
Govn't Finance Officers Association	GFOA	\$300	2	\$600
Georgia Govn't Finance Officers Association	GGFOA	\$150	3	\$450
Association of Govn't Accountants	AGA	\$135	1	\$135
Public Risk Management Association (PRIMA)		\$0	-	\$0
National Institute of Govn't Purchasing	NIGP	\$250	1	\$250
Georgia Society of CPAs	GSCPA	\$265	1	\$265
American Institute of CPAs	AICPA	\$250	1	\$250
Board of Accountancy	BOA	\$100	1	\$100
523600				\$2,050

Education and Training - Items Described	Vendor Name	Cost per	Units	Total
Training Classes	Carl Vinson Institute of Govnt	\$300	7	\$2,100
Govn't Finance Officers Association Conference	GFOA	\$600	1	\$600
GGFOA - Fall Conference	GGFOA	\$450	2	\$900
Govn't Finance Officers Association Conference	GFOA	\$0	-	\$0

GGFOA - Fall Conference	GGFOA	\$0	0	\$0
Regional Training Sessions	Munis	\$0	0	\$0
CPA Continuing Education Training	Various	\$0	0	\$0
Georgia Public Risk Management Association	Georgia PRIMA	\$0	-	\$0
Purchasing Training	Various	\$3,000	1	\$3,000
Budget Training	Various	\$1,500	2	\$3,000
Revenue Training	Various	\$2,500	1	\$2,500
Regional Training Sessions	Munis	\$1,000	1	\$1,000
CPA Continuing Education Training	Various	\$1,000	1	\$1,000
523700				\$14,100

Hospitality - Items Described	Vendor Name	Cost per	Units	Total
Meetings	Various	\$50	10	\$500
523901				\$500

Merchant Service Fees - Items Described	Vendor Name	Cost per	Units	Total
Credit Card Processing Fee	Bank	\$18,750	4	\$75,000
523903				\$75,000

Finance Charges/Bank Charges - Items Described	Vendor Name	Cost per	Units	Total
Credit Card - Executive Level Card Fees	Bank of America	\$200	2	\$400
Account Charges	TBD	\$2,500	4	\$10,000
523904				\$10,400

Office Supplies - Items Described	Vendor Name	Cost per	Units	Total
Basic Office Supplies - Folders, Pens, Etc.	Office Depot, Staples, etc.	\$50	60	\$3,000
531120				\$3,000

Postage - Items Described	Vendor Name	Cost per	Units	Total
Letters	USPS	\$1	11,000	\$7,480
Certified Mail	USPS	\$8	25	\$200
531130				\$7,680

Operating Supplies - Items Described	Vendor Name	Cost per	Units	Total
Other Operating Supplies	Various	\$250	4	\$1,000
531703				\$1,000

\$300,130

Fire (1003510)

Personnel		FY2022	FY2023	FY2024			FY2025	\$ Inc (Dec)	% Inc
Object	Account	Actuals	Actuals	Revised	YTD 07/31	Annualized	Adopted	from 2024	(Dec)
511100	Regular Employees	\$5,022,965	\$7,049,655	\$7,728,122	\$6,113,528	\$7,569,129	\$8,167,260	\$439,138	6%
511102	Hazard Pay	\$86,000	\$0	\$0	\$0	\$0	\$0	\$0	0%
511153	Gym Membership	\$10,190	\$9,596	\$8,640	\$5,805	\$7,740	\$6,480	(\$2,160)	-25%
511154	Paramedic Incentive Pay	\$92,500	\$82,500	\$82,500	\$77,500	\$77,500	\$72,500	(\$10,000)	-12%
511155	Signing Bonus	\$0	\$25,000	\$0	\$30,000	\$45,000	\$45,000	\$45,000	100%
511156	Retention Bonus	\$0	\$0	\$219,608	\$340,000	\$340,000	\$50,000	(\$169,608)	-77%
511200	Temporary/PT Employee	\$0	\$0	\$0	\$15,042	\$18,624	\$20,675	\$20,675	100%
511400	Holiday Pay	\$0	\$54,295	\$48,533	\$75,153	\$82,668	\$87,794	\$39,261	81%
511300	Overtime	\$481,264	\$798,484	\$737,145	\$793,799	\$982,799	\$737,145	\$0	0%
512101	Health	\$1,332,927	\$1,356,542	\$1,939,316	\$1,334,664	\$1,652,442	\$2,421,094	\$481,778	25%
512102	Long-Term Disability	\$44,248	\$41,344	\$44,229	\$30,321	\$40,428	\$38,732	(\$5,497)	-12%
512103	Dental	\$95,443	\$88,469	\$105,153	\$69,018	\$85,451	\$81,423	(\$23,730)	-23%
512104	Life	\$65,376	\$70,559	\$70,216	\$50,390	\$62,388	\$57,230	(\$12,986)	-18%
512200	Social Security (FICA)	\$428,483	\$465,952	\$524,185	\$434,291	\$537,693	\$478,431	(\$45,754)	-9%
512300	Medicare	\$100,210	\$108,973	\$122,798	\$101,751	\$125,978	\$110,260	(\$12,538)	-10%
512400	Retirement	\$1,089,936	\$1,122,077	\$1,321,131	\$991,128	\$1,227,111	\$1,361,530	\$40,399	3%
512700	Workers Compensation	\$286,704	\$267,509	\$302,715	\$213,945	\$285,260	\$410,900	\$108,185	36%
Subtotal - Personnel		\$9,136,246	\$11,540,955	\$13,254,291	\$10,676,335	\$13,140,210	\$14,146,454	\$892,163	7%

Operations		FY2022	FY2023	FY2024			FY2025	\$ Inc (Dec)	% Inc
Object	Account	Actuals	Actuals	Revised	YTD 07/31	Annualized	Adopted	from 2024	(Dec)
521200	Professional Services	\$792	\$22,152	\$29,675	\$10,174	\$25,000	\$29,675	\$0	0%
521203	Contractual	\$32,496	\$41,239	\$41,240	\$62,770	\$126,451	\$382,088	\$340,848	827%
521205	Fire IGA	\$33,528	\$38,688	\$36,140	\$0	\$36,140	\$38,718	\$2,578	7%
521219	False Alarm Contract Fees	\$3,824	\$7,168	\$4,100	\$3,834	\$4,100	\$4,100	\$0	0%
522200	Facility Repair Maintenance	\$1,577	\$262	\$0	\$377	\$377	\$0	\$0	0%
523100	Insurance	\$163,870	\$219,757	\$216,823	\$230,369	\$230,369	\$271,972	\$55,149	25%
523300	Advertising	\$375	\$0	\$600	\$0	\$450	\$900	\$300	50%
523400	Printing & Binding	\$1,157	\$40	\$2,000	\$118	\$1,500	\$2,000	\$0	0%
523500	Travel	\$0	\$17,160	\$20,725	\$8,776	\$17,500	\$24,450	\$3,725	18%
523600	Dues & Fees	\$9,099	\$32,670	\$44,614	\$25,740	\$40,000	\$45,188	\$574	1%
523700	Education & Training	\$43,078	\$45,269	\$67,175	\$47,752	\$69,000	\$111,200	\$44,025	66%
523851	Maintenance Contracts	\$91,984	\$89,846	\$97,270	\$125,452	\$125,452	\$119,961	\$22,691	23%
523852	Software Licensing Fee	\$58,928	\$74,295	\$75,460	\$71,888	\$74,960	\$76,453	\$993	1%
523901	Hospitality	\$0	\$2,335	\$0	\$95	\$95	\$0	\$0	0%
531110	Other Supplies	\$40,190	\$48,164	\$50,210	\$55,234	\$68,500	\$69,412	\$19,202	38%
531111	Vehicle Supplies	\$157,204	\$158,992	\$196,675	\$194,807	\$196,675	\$219,180	\$22,505	11%
531114	Medical	\$27,856	\$34,114	\$45,800	\$27,040	\$42,800	\$45,800	\$0	0%
531120	Office Supplies	\$5,579	\$5,738	\$6,825	\$6,750	\$6,825	\$6,825	\$0	0%
531130	Postage	\$27	\$205	\$125	\$6	\$125	\$375	\$250	200%
531210	Water/Sewage	\$9,635	\$9,508	\$9,480	\$5,717	\$20,480	\$9,480	\$0	0%
531220	Natural Gas	\$18,449	\$15,512	\$16,435	\$15,618	\$16,435	\$16,435	\$0	0%
531230	Electricity	\$53,725	\$50,560	\$65,232	\$38,979	\$65,232	\$65,232	\$0	0%
531270	Gasoline/Diesel - Fuel	\$93,855	\$90,894	\$106,885	\$75,656	\$106,885	\$106,885	\$0	0%
531600	Small Equipment	\$240	\$28,192	\$20,000	\$73,339	\$87,507	\$11,700	(\$8,300)	-42%
531700	Other	\$9,819	\$7,489	\$20,188	\$6,483	\$15,500	\$20,138	(\$50)	0%
531702	Office Equipment	\$0	\$0	\$0	\$90	\$90	\$0	\$0	0%
531703	Operating Supplies	\$20,558	\$15,883	\$21,380	\$13,918	\$17,500	\$21,480	\$100	0%
531710	Uniforms	\$21,019	\$106,434	\$71,576	\$51,531	\$71,576	\$81,279	\$9,703	14%
531711	Officer Supplies	\$8,230	\$6,845	\$58,464	\$3,456	\$53,492	\$12,465	(\$45,999)	-79%
579100	Unallocated	-\$13	\$0	\$0	\$0	\$0	\$0	\$0	0%
Subtotal - Operations		\$907,081	\$1,169,411	\$1,325,097	\$1,155,967	\$1,521,016	\$1,793,391	\$468,294	35%

TOTAL FIRE	\$10,043,327	\$12,710,366	\$14,579,388	\$11,832,303	\$14,661,226	\$15,939,845	\$1,360,457	9%
-------------------	---------------------	---------------------	---------------------	---------------------	---------------------	---------------------	--------------------	-----------

FY 2025 Adopted Operations

Fire (1003510)

Professional Services - Items Described	Vendor Name	Cost per	Units	Total
Recruitment Administrative Costs	Various	\$125	5	\$625
Pre-Employment Background Check	Various	\$100	5	\$500
Pre-Employment Medical Exam	Concentra	\$380	5	\$1,900
Psychological Review	Stone and Associates	\$350	5	\$1,750
Promotional Testing	TBD	\$830	30	\$24,900
521200				\$29,675

Contractual - Items Described	Vendor Name	Cost per	Units	Total
Emergency Medical Services		\$28,404	12	\$340,848
Medical Director	Dr. Dukes	\$3,437	12	\$41,240
521203				\$382,088

Fire IGA - Items Described	Vendor Name	Cost per	Units	Total
Portable Radio Fees	Fulton County	\$442	79	\$34,918
Fire Consoles (at ChatComm) Radio Fees	Fulton County	\$1,900	2	\$3,800
521205				\$38,718

False Alarm Contract Fees - Items Described	Vendor Name	Cost per	Units	Total
Fees for False Alarm Monitoring Contract	Central Square	\$4,100	1	\$4,100
521219				\$4,100

Insurance - Items Described	Vendor Name	Cost per	Units	Total
Liability / Professional / Vehicle / Property	Travelers	\$258,972	1	\$258,972
Cancer Insurance		\$13,000	1	\$13,000
523100				\$271,972

Advertising - Items Described	Vendor Name	Cost per	Units	Total
Advertising (RFP's), etc.	Various	\$100	3	\$300
Advertising for Recruitment to Open Positions	Various	\$100	6	\$600
523300				\$900

Printing and Binding - Items Described	Vendor Name	Cost per	Units	Total
Large Document Printing (Annual Report, etc.)		\$2,000	1	\$2,000
523400				\$2,000

Travel	Vendor Name	Cost per	Units	Total
GA Public Safety Training Center Meal Tickets		\$90	34	\$3,060
FDIC Travel and Per Diem		\$1,500	4	\$6,000
Swiftwater Rescue Travel and Per Diem		\$548	5	\$2,740
Training Activities		\$45	150	\$6,750
Vision 20/20 Travel and Per Diem		\$450	2	\$900
Ga EMS Conference Travel and Per Diem	GAEMS	\$2,000	2	\$4,000
Firefighter Memorial Travel and Per Diem		\$0	-	\$0
Hotel and travel for PIO Conference	Various	\$1,000	1	\$1,000
523500				\$24,450

Dues and Fees - Items Described	Vendor Name	Cost per	Units	Total
National Fire Protection Association	NFPA	\$200	1	\$200
International Code Council	ICC	\$300	1	\$300
International Association of Fire Chiefs	IAFC	\$280	7	\$1,960
Georgia Association of Fire Chiefs (chief officers)	GAFC	\$80	7	\$560
Georgia Association of Fire Chiefs (fire chief)		\$100	1	\$100
Metro Atlanta Fire Chiefs Association	MAFCA	\$200	1	\$200
International Association of Arson Investigators	IAAI	\$125	5	\$625
Georgia Fire Investigators Association	GFIA	\$25	5	\$125
Georgia Fire Inspectors Association	GFIA	\$25	4	\$100
International Society of Fire Service Instructors	ISFSI	\$125	1	\$125
Georgia EMS Instructor Association	GEMSA	\$60	8	\$480

Nat'l Fire Protection Admin Standards and Codes Access	NFPA	\$1,750	1	\$1,750
National Registry - Paramedics	NREMT	\$32	21	\$672
National Registry - EMT's	NREMT	\$26	17	\$442
Paramedic Certification	State of Georgia	\$75	26	\$1,950
Emergency Medical Technician Certification	State of Georgia	\$75	34	\$2,550
EMT - Advanced Certification	State of Georgia	\$75	7	\$525
Other Dues and Fees - Pro Board Cert.	Various	\$25	90	\$2,250
Fire Dept. Incident Safety Officer Association	FDSOA	\$385	1	\$385
Child Car Safety Seat Certification (Recert.)	Safe Kids WW	\$30	14	\$420
ACLS Recertification	AHA	\$26	16	\$416
CPR Recertification (Cards)	AHA	\$26	78	\$2,028
FAA Registration Fees	FAA	\$5	5	\$25
Georgia Firefighters Pension	FAA	\$2,250	12	\$27,000
523600				\$45,188

Education and Training - Items Described	Vendor Name	Cost per	Units	Total
GPSFIA Spring Arson Conference	GPSFIA	\$100	6	\$600
Georgia EMS Conference	GEMSA	\$250	20	\$5,000
Training Facility Fees and Materials	Various	\$600	30	\$18,000
Webinars and Other On-Demand Training	Various	\$250	4	\$1,000
Station Study Books, Materials, Test Banks	Various	\$1,250	1	\$1,250
Fire Conference	FDIC	\$1,300	4	\$5,200
Georgia Fire Safety Symposium	GPSTC	\$125	4	\$500
Blue Card Renewals	Blue Card	\$295	5	\$1,475
GPSIA Spring Conference	GPSTC	\$125	3	\$375
Swiftwater Rescue Instructor Course	Rescue 3 Int'l	\$0	-	\$0
National Fallen Firefighters Memorial		\$0	-	\$0
Leadership Education and Training Costs		\$10,000	1	\$10,000
Paramedic School	Faithful Guardian	\$10,000	4	\$40,000
Training Thermal Imagers	SEEK	\$650	2	\$1,300
Ga EMS Conference	GAEMS	\$1,000	2	\$2,000
Vision 20/20 Symposium	Vision 20/20	\$475	2	\$950
Part 107 Drone Training and Testing	Various	\$1,200	5	\$6,000
New Recruit Training for FF / EMT Certification	TBD	\$4,200	4	\$16,800
PIO training and Conference	Various	\$750	1	\$750
523700				\$111,200

Maintenance Contracts - Items Described	Vendor Name	Cost per	Units	Total
Lawn Chemical Treatment (weeds, fertilizer, etc.)		\$360	12	\$4,320
Dumpster Service	Advanced Disposal / WM	\$809	12	\$9,708
Pest Control/Exterminators/Rodent Control	Arrow	\$572	12	\$6,864
Medical Oxygen Service	Airgas	\$125	7	\$875
Turn-Out Gear and PPE Repairs and Maintenance	Various	\$1,650	8	\$13,200
Uniform Cleaning and Repairs	Various	\$130	30	\$3,900
Fire Extinguisher Maintenance on Fire Trucks	Various	\$130	30	\$3,900
Stove Hood Extinguishing Testing and Repair	TBD	\$655	4	\$2,620
Radio Tuning, Programming, Repairs	Atlanta Comm's	\$152	78	\$11,856
Self Contained Breathing Apparatus Fit Tests	MES	\$31	86	\$2,666
SCBA Testing and Repairs	MES	\$10,450	1	\$10,450
Document Shredding	Allshred	\$42	11	\$462
Lucas Device Maintenance Contract	Physio Control	\$6,000	1	\$6,000
Life Pak Annual Maintenance	Physio Control	\$1,555	8	\$12,440
Oil Separator Service	TBD	\$1,250	4	\$5,000
HVAC Maintenance Contract	HVH	\$4,900	1	\$4,900
Generator Maintenance	TBD	\$1,525	4	\$6,100
Backflow testing for station 64	Georgia Backflow	\$275	4	\$1,100
Fuel Tank Cleaning	Crompco LLC	\$3,400	4	\$13,600
523851				\$119,961

Software Licensing Fee - Items Described	Vendor Name	Cost per	Units	Total
Online Training Platform	Vector Solutions	\$23,684	1	\$23,684
Online Survey Tools	Survey Monkey	\$485	1	\$485
Online IFSTA Membership Textbooks	IFSTA	\$31	89	\$2,759

EKOS System Fuel Management	EKOS	\$325	12	\$3,900
Site Access Control for Fuel Management		\$200	12	\$2,400
Knox Box and Click2Enter Service	Knox Box	\$2,000	1	\$2,000
Knox Cloud Service	Knox	\$721	1	\$721
IamResponding	Iamresponding	\$1,600	1	\$1,600
Medicine dosage and conversion application	Handtevi	\$4,190	1	\$4,190
Drafting Software	Smartdraw	\$357	2	\$714
Inspections and Pre-Plan Software	APX	\$5,800	1	\$5,800
Records Management System	ESO	\$27,100	1	\$27,100
Annual Fee for Air Data use and Streaming for Drone	Air Data	\$1,100	1	\$1,100
523852				\$76,452

Other Supplies - Items Described	Vendor Name	Cost per	Units	Total
Food for Emergency Incidents	Various	\$100	20	\$2,000
Batteries (Flashlights, SCBA, Portable Radios)	Batteries Plus	\$140	34	\$4,760
Click to Enter Devices	Click to Enter	\$1,100	5	\$5,500
Knox Key Secure Devices for Fire Apparatus & brackets	Knox	\$1,200	6	\$7,200
Filtration Masks and Canisters (FMO)	TBD	\$170	3	\$510
CO monitor for Investigators	ASA Safety Supply	\$108	3	\$324
Portable Radio Supplies (straps, microphones, etc.)	TBD / Various	\$8,025	1	\$8,025
Bank Charger for HQ for assigned radios	Motorola	\$1,315	4	\$5,260
Kitchenware (pots, pans, plates, cutlery)	TBD	\$305	6	\$1,830
Bottled Water and Sports Drinks	Various	\$4	2,500	\$10,000
Lawn Maintenance Equipment - replacements		\$1,516	3	\$4,548
Coolers for Training and Stations	Coleman	\$125	8	\$1,000
Hydrant Maintenance Supplies	Various	\$5,000	1	\$5,000
Fire Investigation Supplies / Tools	Various	\$250	1	\$250
Pine Straw / Mulch	TBD	\$3,100	4	\$12,400
Fuel Access Keys	GASBOY	\$105	1	\$105
Winch Hardware	TBD	\$350	2	\$700
531110				\$69,412

Vehicle Supplies - Items Described	Vendor Name	Cost per	Units	Total
Fire Admin. Vehicles - Preventative Maintenance	Various	\$135	27	\$3,645
Fire Admin. Vehicles - Minor Vehicle Service	Various	\$330	8	\$2,640
Fire Admin. Vehicles - Major Vehicle Service	Various	\$595	4	\$2,380
Apparatus Scheduled Maintenance	Various	\$850	22	\$18,700
Utility Vehicle Scheduled Maintenance & Minor Repairs	Various	\$800	1	\$800
Rescue Boat Scheduled Maintenance & Minor Repairs	Various	\$1,375	2	\$2,750
Tire Replacement	Southern Tire Mart / Nextire	\$1,200	34	\$40,800
Apparatus - Minor Repairs	Various	\$2,750	25	\$68,750
Apparatus - Major Repairs	Various	\$6,225	8	\$49,800
NFPA Required Ladder/Aerial Testing	Brackett Fire	\$2,005	3	\$6,015
Pump Maintenance	Ten-8	\$515	8	\$4,120
Vehicle Cleaning and Detailing	Club Corners Car Wash	\$250	8	\$2,000
Hydraulic Tool Maintenance	Georgia Fire and Rescue St	\$700	5	\$3,500
Small Motorized Equipment Maintenance	Various	\$160	30	\$4,800
Air Trailer Maintenance and Air Quality Sampling	MES	\$400	-	\$0
In-House Vehicle Maintenance and Cleaning Supplies	Various	\$290	12	\$3,480
Pump Testing	Ten-8	\$400	8	\$3,200
CO Calibration for new Air & Light vehicle	Ten-8	\$75	4	\$300
Trailer Service and Tires	TBD	\$1,500	1	\$1,500
531111				\$219,180

Medical - Items Described	Vendor Name	Cost per	Units	Total
Medical Supplies	Various	\$3,150	12	\$37,800
SWAT Medic Specialized Supplies	Various	\$200	5	\$1,000
Pharmaceutical	Lillys	\$7,000	1	\$7,000
531114				\$45,800

Office Supplies - Items Described	Vendor Name	Cost per	Units	Total
Inspections Forms	TBD	\$1	500	\$500
Shipping Fees	USPS, FedEx, UPS	\$50	20	\$1,000

531703

\$21,480

Uniforms - Items Described	Vendor Name	Cost per	Units	Total
Utility Uniforms - Full Time Personnel	TBD	\$789	88	\$69,432
Utility Uniforms - Recruits/Lateral New Hires	TBD	\$796	7	\$5,572
SWAT Medic Tactical Uniforms	TBD	\$350	4	\$1,400
Replacements for Rips, Tears, Etc.	TBD	\$325	15	\$4,875
Honor Guard Uniforms	TBD	\$0	-	\$0

531710

\$81,279

Officer Supplies - Items Described	Vendor Name	Cost per	Units	Total
Firefighter of the Quarter	Various	\$800	4	\$3,200
HAZMAT Supplies	Various	\$500	4	\$2,000
Safety Supplies Encumbrance FY2023	Various	\$0	-	\$0
Technical Rescue Equipment Replacement	Various	\$1,000	1	\$1,000
Fire and Arson Debris Analysis	Various	\$500	3	\$1,500
Safety Glasses, Work Gloves, Etc.	TBD	\$45	89	\$4,005
MSA Filters (TEMS Gas Masks)	Various	\$76	10	\$760

531711

\$12,465**\$1,793,391**

Human Resources (1001540)

Personnel		FY2022 Actuals	FY2023 Actuals	FY2024			FY2025 Adopted	\$ Inc (Dec) from 2024	% Inc (Dec)
Object	Account			Revised	YTD 07/31	Annualized			
511100	Regular Employees	\$332,531	\$326,386	\$574,942	\$405,661	\$502,247	\$529,880	(\$45,062)	-8%
511151	Car Allowance	\$4,829	\$4,829	\$4,800	\$3,600	\$4,800	\$4,800	\$0	0%
511153	Gym Membership	\$541	\$736	\$180	\$980	\$1,307	\$720	\$540	300%
511200	Temporary/PT Employee	\$0	\$0	\$0	\$12,050	\$14,919	\$30,240	\$30,240	100%
511300	Overtime	\$0	\$0	\$0	\$499	\$618	\$0	\$0	0%
512101	Health	\$33,613	\$32,514	\$64,040	\$44,018	\$54,499	\$73,339	\$9,299	15%
512102	Long-Term Disability	\$1,967	\$2,024	\$2,733	\$2,088	\$2,784	\$2,698	(\$35)	-1%
512103	Dental	\$2,107	\$3,154	\$4,588	\$2,992	\$3,704	\$3,281	(\$1,307)	-28%
512104	Life	\$3,382	\$3,378	\$4,742	\$3,434	\$4,251	\$3,953	(\$789)	-17%
512200	Social Security (FICA)	\$18,465	\$19,437	\$35,594	\$24,870	\$30,792	\$31,842	(\$3,752)	-11%
512300	Medicare	\$4,526	\$4,546	\$8,324	\$5,816	\$7,201	\$7,449	(\$875)	-11%
512400	Retirement	\$39,183	\$54,263	\$84,442	\$67,831	\$83,981	\$90,635	\$6,193	7%
512600	Unemployment	\$0	\$0	\$0	\$7,759	\$7,759	\$0	\$0	0%
512700	Workers Compensation	\$1,032	\$838	\$646	\$707	\$943	\$1,332	\$686	106%
Subtotal - Personnel		\$442,175	\$452,103	\$785,031	\$582,306	\$719,805	\$780,169	(\$4,862)	-1%

Operations		FY2022 Actuals	FY2023 Actuals	FY2024			FY2025 Adopted	\$ Inc (Dec) from 2024	% Inc (Dec)
Object	Account			Revised	YTD 07/31	Annualized			
521200	Professional Services	\$169,987	\$91,105	\$29,010	\$14,739	\$70,000	\$19,250	(\$9,760)	-34%
521203	Contractual	\$2,607	\$580	\$28,260	\$26,824	\$30,000	\$2,580	(\$25,680)	-91%
521207	Other	\$15,329	\$7,209	\$54,250	\$59,965	\$59,965	\$78,250	\$24,000	44%
522500	Tuition Reimbursements	\$0	\$0	\$0	\$0	\$0	\$50,010	\$50,010	100%
523100	Insurance	\$233,935	\$0	\$277,680	\$343,890	\$343,890	\$383,130	\$105,450	38%
523300	Advertising	\$379	\$1,633	\$21,800	\$30,123	\$30,123	\$23,100	\$1,300	6%
523500	Travel	\$0	\$2,239	\$6,100	\$4,096	\$6,100	\$12,000	\$5,900	97%
523600	Dues & Fees	\$1,675	\$2,409	\$2,948	\$7,020	\$7,020	\$5,687	\$2,739	93%
523700	Education & Training	\$25,164	\$26,097	\$85,761	\$33,045	\$33,309	\$71,080	(\$14,681)	-17%
523852	Software Licensing Fee	\$0	\$300	\$0	\$118	\$202	\$12,160	\$12,160	100%
523901	Hospitality	\$1,235	\$3,169	\$4,825	\$1,981	\$4,825	\$7,475	\$2,650	55%
531120	Office Supplies	\$1,583	\$736	\$2,210	\$949	\$2,210	\$3,110	\$900	41%
531130	Postage	\$202	\$601	\$750	\$153	\$350	\$750	\$0	0%
531703	Operating Supplies	\$1,040	\$296	\$0	\$0	\$0	\$0	\$0	0%
531710	Uniforms	\$593	\$21,931	\$25,000	\$14,084	\$25,000	\$30,000	\$5,000	20%
542300	Furniture Fixtures	\$0	\$48	\$3,000	\$0	\$500	\$0	(\$3,000)	-100%
579100	Unallocated	\$0	\$0	\$0	\$0	\$0	\$0	\$0	0%
Subtotal - Operations		\$453,729	\$158,352	\$541,594	\$536,986	\$613,494	\$698,582	\$156,988	29%

TOTAL HUMAN RESOURCES		\$895,904	\$610,455	\$1,326,625	\$1,119,292	\$1,333,299	\$1,478,751	\$152,126	11%
------------------------------	--	------------------	------------------	--------------------	--------------------	--------------------	--------------------	------------------	------------

FY 2025 Adopted Operations

Human Resources (1001540)

Professional Services - Items Described	Vendor Name	Cost per	Units	Total
Employment Law Queries	FMG/Others	\$325	50	\$16,250
Third-Party HR Consulting	TBD	\$300	10	\$3,000
Online Grammar Software	Grammarly	\$0	-	\$0
Survey Software	Surveymonkey	\$0	-	\$0
Online Recruiting Software	Applicant Pro	\$0	-	\$0
Webpage Creative Software	Canva	\$0	-	\$0
521200				\$19,250

Contractual - Items Described	Vendor Name	Cost per	Units	Total
Pre-Employment Assessment Tools	PAN	\$3	260	\$780
Web-Based Employee Training	LinkedIn Learning	\$0	250	\$0
Posters and Notices (1 set per location per update)		\$200	9	\$1,800
521203				\$2,580

Other - Items Described	Vendor Name	Cost per	Units	Total
Employee Assistance Program	ESI	\$25	260	\$6,500
Employee Lunch n Learns (non-Wellness)	Various	\$25	250	\$6,250
Employee Appreciation Events	Various	\$50	350	\$17,500
Employee Engagement Events	Various	\$50	300	\$15,000
Employee Recognition Event Awards	Various	\$87	250	\$21,750
Drug Screenings - New Employees	ProScreening	\$75	50	\$3,750
Background Screenings - Employees and Volunteers	PSI/Others	\$150	50	\$7,500
521207				\$78,250

Tuition Reimbursements - Items Described	Vendor Name	Cost per	Units	Total
Tuition Reimbursements		\$50,010	1	\$50,010
522500				\$50,010

Insurance Premium - Items Described	Vendor Name	Cost per	Units	Total
General-Prof Liab/Vehicle/Property/Cyber/Umbrella Ins	Apex	\$383,130	1	\$383,130
523100				\$383,130

Advertising - Items Described	Vendor Name	Cost per	Units	Total
Recruiting Text Line Service	Various	\$50	12	\$600
Department Head Recruiting Costs	Various	\$15,000	1	\$15,000
Job Ad Writing by Applicant Pro	Various	\$0	-	\$0
Advertisements for Open Positions	Various	\$500	15	\$7,500
523300				\$23,100

Travel - Items Described	Vendor Name	Cost per	Units	Total
Travel GLGPA Conferences	Various	\$1,000	4	\$4,000
Travel for PSHRA Conference	Various	\$1,500	2	\$3,000
Travel for Risk Conference (PRIMA)	Various	\$2,000	1	\$2,000
Travel for Risk Conference (GA PRIMA)	Various	\$1,000	1	\$1,000
Travel for Recruiting as needed	Various	\$500	4	\$2,000
523700				\$12,000

Dues and Fees - Items Described	Vendor Name	Cost per	Units	Total
Society for Human Resource Management	SHRM	\$264	4	\$1,056
Public Service Human Resources Association	PSHRA	\$780	1	\$780

Georgia Local Government Personnel Association	GLGPA	\$65	4	\$260
Local Events (Chamber/other)	Various	\$100	8	\$800
Executive Assistant IAAP Membership	IAAP	\$0	1	\$0
Plan Sponsor Council of America	PSCA	\$100	1	\$100
Costco Membership	Costco	\$60	1	\$60
Local Membership for SHRM-Atlanta	SHRM-Atlanta	\$149	4	\$596
PRIMA (Public Risk Management Association)	PRIMA	\$415	1	\$415
Georgia PRIMA	GA PRIMA	\$50	1	\$50
RIMS (Risk Management Society)	RIMS	\$370	1	\$370
Professional Recertification Fees	Various	\$300	4	\$1,200
523600				\$5,687

Education and Training - Items Described	Vendor Name	Cost per	Units	Total
Tuition Reimbursement (city wide)		\$0	0	\$0
Tuition Reimbursement (city wide) Encumbrance	Various	\$2,506	-	\$0
Training Programs GLGPA	GLGPA	\$2,115	4	\$8,460
Training Programs SHRM-ATL	SHRM-Atl	\$800	4	\$3,200
Web-Based Employee Training	LinkedIn Learning	\$115	275	\$31,625
PSHRA Conference	PSHRA	\$1,000	2	\$2,000
PRIMA Conference	PRIMA	\$695	1	\$695
GA PRIMA Conference	GA PRIMA	\$100	1	\$100
Leadership Training	Various	\$25,000	1	\$25,000
523700				\$71,080

Software Licensing Fee - Items Described	Vendor Name	Cost per	Units	Total
Electronic Handbook Reference Database	SHRM	\$500	1	\$500
Online Grammar Software	Grammarly	\$180	4	\$720
Survey Software	Surveymonkey	\$400	4	\$1,600
Online Recruiting Software	Applicant Pro	\$610	12	\$7,320
Webpage Creative Software	Canva/Adobe	\$270	1	\$270
Online Video Interviewing	Wedge	\$1,750	1	\$1,750
523852				\$12,160

Hospitality - Items Described	Vendor Name	Cost per	Units	Total
Meals/Coffee with Candidates for Positions	Various	\$50	10	\$500
Refreshments for Training Events	Various	\$25	15	\$375
New Hire Branded Merchandise	Various	\$30	50	\$1,500
Monthly Birthday Celebrations	Various	\$300	12	\$3,600
Employee Relations (flowers for funerals, meals for sick/injured, etc.)		\$150	10	\$1,500
523901				\$7,475

Office Supplies - Items Described	Vendor Name	Cost per	Units	Total
Business Cards		\$50	5	\$250
Office Supplies Unique to HR - Folders, Labels, Etc.	Office Depot, Staples, etc	\$125	12	\$1,500
Cards for Employee Occasions	Various	\$170	8	\$1,360
531120				\$3,110

Postage - Items Described	Vendor Name	Cost per	Units	Total
Letters/Compliance Notices	USPS/UPS	\$1	750	\$750
531130				\$750

Uniforms - Items Described	Vendor Name	Cost per	Units	Total
City Apparel (for citywide employees)	The Corporate Shop	\$30,000	1	\$30,000
531710				\$30,000

Furniture	Vendor Name	Cost per	Units	Total
542300	Furniture for HR Staff	Various	\$0	\$0

\$698,582

IT/GIS (1001535)

Personnel		FY2022 Actuals	FY2023 Actuals	FY2024			FY2025 Adopted	\$ Inc (Dec) from 2024	% Inc (Dec)
Object	Account			Revised	YTD 07/31	Annualized			
511100	Regular Employees	\$719,484	\$761,075	\$787,419	\$601,029	\$744,131	\$829,459	\$42,040	5%
511151	Car Allowance	\$4,829	\$4,829	\$4,800	\$3,600	\$4,800	\$4,800	\$0	0%
511153	Gym Membership	\$362	\$362	\$360	\$330	\$440	\$360	\$0	0%
511200	Temporary/PT Employee	\$0	\$9,009	\$0	\$32,569	\$40,324	\$64,409	\$64,409	100%
511300	Overtime	\$5,231	\$0	\$0	\$0	\$0	\$0	\$0	0%
512101	Health	\$73,820	\$96,358	\$123,169	\$80,907	\$100,171	\$157,804	\$34,635	28%
512102	Long-Term Disability	\$4,645	\$4,451	\$4,114	\$2,879	\$3,838	\$3,591	(\$523)	-13%
512103	Dental	\$5,820	\$5,891	\$6,568	\$3,981	\$4,929	\$5,215	(\$1,353)	-21%
512104	Life	\$7,611	\$7,709	\$7,192	\$4,859	\$6,015	\$5,307	(\$1,885)	-26%
512200	Social Security (FICA)	\$42,233	\$45,220	\$47,567	\$36,742	\$45,490	\$59,035	\$11,468	24%
512300	Medicare	\$10,094	\$10,742	\$11,418	\$8,863	\$10,973	\$13,811	\$2,393	21%
512400	Retirement	\$99,970	\$121,456	\$133,861	\$96,818	\$119,870	\$137,598	\$3,737	3%
512700	Workers Compensation	\$1,402	\$1,072	\$1,102	\$924	\$1,232	\$1,899	\$797	72%
Subtotal - Personnel		\$975,500	\$1,068,174	\$1,127,570	\$873,501	\$1,082,214	\$1,283,288	\$155,718	14%

Operations		FY2022 Actuals	FY2023 Actuals	FY2024			FY2025 Adopted	\$ Inc (Dec) from 2024	% Inc (Dec)
Object	Account			Revised	YTD 07/31	Annualized			
521200	Professional Services	\$331,116	\$253,415	\$447,840	\$324,732	\$324,732	\$474,840	\$27,000	6%
523500	Travel	\$2,045	\$9,668	\$0	\$1,048	\$1,797	\$0	\$0	0%
523600	Dues and Fees	\$415	\$415	\$500	\$285	\$415	\$500	\$0	0%
523700	Education & Training	\$6,200	\$13,103	\$20,975	\$12,057	\$12,057	\$20,975	\$0	0%
523852	Software Licensing Fee	\$632,820	\$673,937	\$646,002	\$598,105	\$610,000	\$705,002	\$59,000	9%
523901	Hospitality	\$1,695	\$87	\$750	\$1,447	\$2,375	\$1,500	\$750	100%
531120	Office Supplies	\$479	\$1,888	\$1,500	\$1,195	\$1,827	\$1,500	\$0	0%
531130	Postage	\$15	\$331	\$0	\$0	\$0	\$0	\$0	0%
531280	Mobile Data Charges	\$188,248	\$208,533	\$190,940	\$161,944	\$189,111	\$194,240	\$3,300	2%
531290	Telephone Service	\$55,497	\$53,515	\$59,400	\$62,753	\$79,001	\$56,340	(\$3,060)	-5%
531703	Operating Supplies	\$661	\$1,358	\$0	\$427	\$732	\$0	\$0	0%
542400	Computers	\$61,706	\$127,006	\$62,500	\$17,512	\$55,000	\$62,500	\$0	0%
542500	Other Computer Equipment	\$2,675	\$299	\$0	\$0	\$0	\$0	\$0	0%
Subtotal - Operations		\$1,283,571	\$1,343,555	\$1,430,407	\$1,181,504	\$1,277,048	\$1,517,397	\$86,990	6%

TOTAL IT/GIS		\$2,259,071	\$2,411,728	\$2,557,977	\$2,055,005	\$2,359,262	\$2,800,685	\$242,708	9%
---------------------	--	--------------------	--------------------	--------------------	--------------------	--------------------	--------------------	------------------	-----------

FY 2025 Adopted Operations

IT/GIS (1001535)

Professional Services - Items Described	Vendor Name	Cost per	Units	Total
Network Support	NE Systems	\$25,000	1	\$25,000
Network Security Tools and Services	Various	\$75,000	1	\$75,000
GIS Support	Various	\$72,000	1	\$72,000
Infrastructure Cloud Hosting	Various	\$50,000	1	\$50,000
Disaster Recovery Services	Agility	\$700	12	\$8,400
Facility Security	Various	\$500	4	\$2,000
Hosting	Granicus	\$9,850	4	\$39,400
Printer/Copier Lease Costs	Kyocera	\$4,500	12	\$54,000
Backup Server Hardware Maintenance	Dell	\$31,000	1	\$31,000
Online Communication Tools	Seamless Docs; Civic Comment	\$21,000	1	\$21,000
Tyler Continuing Education	Tyler	\$92,000	1	\$92,000
GCIC Access for Police and Court	Georgia Technology Authority	\$420	12	\$5,040
521200				\$474,840

Dues and Fees - Items Described	Vendor Name	Cost per	Units	Total
Association Dues	GMIS	\$500	1	\$500
523600				\$500

Education and Training - Items Described	Vendor Name	Cost per	Units	Total
Conferences, Webinars, and Cyber Security Training		\$2,000	6	\$12,000
Esri International User Conference	Various	\$3,025	1	\$3,025
Esri Developer Summit	Various	\$3,950	1	\$3,950
GMIS Annual Conference	GMIS	\$2,000	1	\$2,000
523700				\$20,975

Software Licensing Fee - Items Described	Vendor Name	Cost per	Units	Total
ESRI Licensing	ESRI	\$85,000	1	\$85,000
Document Management Maintenance	Optiview	\$45,000	-	\$0
Barracuda E-mail Archiver / Spam Filter	Barracuda	\$32,000	1	\$32,000
Bentley Microstation	Bentley	\$1,000	4	\$4,000
Microsoft 365 Licenses	Microsoft	\$90,000	1	\$90,000
Enterprise Software Licenses	Microsoft	\$10,000	2	\$20,000
Cisco Smartnet	Cisco	\$8,500	1	\$8,500
Remote Access	GoToMyPC	\$6,000	1	\$6,000
Helpdesk Maintenance	FreshService	\$16,000	1	\$16,000
2FA (Police) Maintenance	2FA	\$9,000	1	\$9,000
Tyler ERP Maintenance	Tyler	\$156,000	1	\$156,000
Crowdstrike Antivirus	Crowdstrike	\$14,000	-	\$0
Palo Alto Firewall Maintenance	Sayers	\$8,900	1	\$8,900
Netmotion Virtual Private Network Maintenance	Newcom Wireless	\$28,000	1	\$28,000
Records Management System Maintenance (Police)	Central Square	\$145,000	1	\$145,000
Crime Reports (Police)	Crime Reports	\$5,000	1	\$5,000
Electronic Warrant Interface Maintenance (Police)	EWI	\$1,500	1	\$1,500
Adobe Creative Cloud Licenses	Adobe	\$1,200	13	\$15,600
Adding Users to Existing Programs (like Adobe Pro and InDesign)		\$1,000	10	\$10,000
New Software (like MySidewalk and OpenGov Portal)		\$4,834	3	\$14,502
Software Licenses for PD Mobile Units	Various	\$5,000	3	\$15,000
Backup Software Support	Veeam	\$20,000	1	\$20,000
Mobile Device Management Platform	AirWatch	\$15,000	1	\$15,000
523852				\$705,002

Hospitality - Items Described	Vendor Name	Cost per	Units	Total
Meetings/Training		\$1,500	1	\$1,500
523901				\$1,500

Office Supplies - Items Described	Vendor Name	Cost per	Units	Total
Basic Office Supplies - Folders, Pens, Etc.	Office Depot, Staples, etc.	\$1,500	1	\$1,500
531120				\$1,500

Mobile Data Charges - Items Described	Vendor Name	Cost per	Units	Total
Smartphones Data/Usage Charges	Verizon	\$468	200	\$93,600

Airpad Usage Charges	Verizon	\$456	190	\$86,640
Cradlepoint Charges	Verizon	\$300	25	\$7,500
Ipad Device Charges	Verizon	\$700	5	\$3,500
Cell Phone/Device Repairs	Verizon	\$100	30	\$3,000

531280

\$194,240

Telephone Service - Items Described	Vendor Name	Cost per	Units	Total
City Hall / Police Internet & Phone Circuits	TBD	\$3,100	12	\$37,200
Station #61 - Analog line	Comcast	-	-	\$0
Station #62 - Analog line	Comcast	-	-	\$0
Station #63 - Analog line	Comcast	-	-	\$0
Autrey Mill Internet and Phone	Verizon	\$140	12	\$1,680
ChatComm Data Circuit - 10MB Connection	Syncpoint Technologies	\$850	12	\$10,200
ChatComm Data Circuit Upgrade to 100MB	IXP	\$200	12	\$2,400
City Hall Television Service	Comcast	\$190	12	\$2,280
PD South Precinct - Analog line	Direct TV	\$75	12	\$900
Park Place DSL	Comcast	\$140	12	\$1,680

531290

\$56,340

Computers - Items Described	Vendor Name	Cost per	Units	Total
City Hall Computer Hardware Supplies		\$50,000	1	\$50,000
Police/Court Computer Hardware Supplies		\$10,000	1	\$10,000
Fire Computer Hardware Supplies		\$2,500	1	\$2,500

542400

\$62,500

\$1,517,397

Legal (1001530)

Operations		FY2022	FY2023	FY2024			FY2025	\$ Inc (Dec)	% Inc
Object	Account	Actuals	Actuals	Revised	YTD 07/31	Annualized	Adopted	from 2024	(Dec)
521200	Professional Services	\$83,325	\$119,565	\$150,000	\$68,155	\$135,000	\$150,000	\$0	0%
521206	Legal	\$288,000	\$288,000	\$300,000	\$216,000	\$288,000	\$300,000	\$0	0%
Subtotal - Operations		\$371,325	\$407,565	\$450,000	\$284,155	\$423,000	\$450,000	\$0	0%

TOTAL LEGAL		\$371,325	\$407,565	\$450,000	\$284,155	\$423,000	\$450,000	\$0	0%
--------------------	--	------------------	------------------	------------------	------------------	------------------	------------------	------------	-----------

FY 2025 Adopted Operations

Legal (1001530)

Professional Services - Items Described	Vendor Name	Cost per	Units	Total
Professional Services		\$150,000	1	\$150,000
521200				\$150,000
Legal		\$300,000	1	\$300,000
521206				\$300,000
				\$450,000

Police (1003210)

Personnel		FY2022	FY2023	FY2024			FY2025	\$ Inc (Dec)	% Inc
Object	Account	Actuals	Actuals	Revised	YTD 07/31	Annualized	Adopted	from 2024	(Dec)
511100	Regular Employees	\$4,694,934	\$7,256,180	\$7,986,162	\$6,303,489	\$7,804,320	\$8,772,164	\$786,002	10%
511102	Hazard Pay	\$71,085	\$0	\$0	\$0	\$0	\$0	\$0	0%
511152	Housing Stipend	\$153,029	\$226,057	\$230,400	\$170,400	\$227,200	\$230,400	\$0	0%
511153	Gym Membership	\$5,410	\$5,905	\$4,320	\$3,870	\$5,160	\$3,600	(\$720)	-17%
511154	Paramedic Incentive Pay	\$5,000	\$0	\$0	\$0	\$0	\$0	\$0	0%
511155	Signing Bonus	\$0	\$15,000	\$15,000	\$40,000	\$40,000	\$30,000	\$15,000	100%
511156	Retention Bonus	\$0	\$0	\$130,392	\$195,000	\$215,000	\$45,000	(\$85,392)	-65%
511200	Temporary/PT Employee	\$124,959	\$84,759	\$155,469	\$66,971	\$82,917	\$85,000	(\$70,469)	-45%
511400	Holiday Pay	\$0	\$51,368	\$42,137	\$83,290	\$91,619	\$95,326	\$53,189	126%
511300	Overtime	\$453,755	\$405,286	\$432,356	\$380,310	\$470,860	\$489,220	\$56,864	13%
512101	Health	\$1,093,294	\$1,154,209	\$1,634,465	\$1,113,561	\$1,378,695	\$2,190,250	\$555,785	34%
512102	Long-Term Disability	\$42,956	\$41,876	\$45,645	\$31,368	\$41,824	\$41,202	(\$4,443)	-10%
512103	Dental	\$76,288	\$72,203	\$90,274	\$57,770	\$71,525	\$74,991	(\$15,283)	-17%
512104	Life	\$61,777	\$71,650	\$72,244	\$52,124	\$64,534	\$60,132	(\$12,112)	-17%
512200	Social Security (FICA)	\$428,757	\$476,298	\$528,525	\$430,335	\$532,796	\$514,752	(\$13,773)	-3%
512300	Medicare	\$101,847	\$111,433	\$123,756	\$100,688	\$124,662	\$120,424	(\$3,332)	-3%
512400	Retirement	\$933,438	\$1,101,601	\$1,343,842	\$991,304	\$1,227,329	\$1,435,207	\$91,365	7%
512700	Workers Compensation	\$182,236	\$181,709	\$249,521	\$140,217	\$186,956	\$269,570	\$20,049	8%
Subtotal - Personnel		\$8,428,763	\$11,255,534	\$13,084,508	\$10,160,698	12,565,396	\$14,457,238	\$1,372,730	10%

Operations		FY2022	FY2023	FY2024			FY2025	\$ Inc (Dec)	% Inc
Object	Account	Actuals	Actuals	Revised	YTD 07/31	Annualized	Adopted	from 2024	(Dec)
521200	Professional Services	\$68,608	\$74,210	\$125,080	\$58,013	\$120,000	\$131,180	\$6,100	5%
521207	Other IGA	\$11,414	\$68,442	\$40,000	\$1,061	\$10,000	\$40,000	\$0	0%
521208	Police IGA	\$152,948	\$107,547	\$150,610	\$21,366	\$135,000	\$147,360	(\$3,250)	-2%
521219	False Alarm Contract Fees	\$25,326	\$23,095	\$30,000	\$14,074	\$14,074	\$30,000	\$0	0%
522210	Equip. Repair & Maintenance	\$23,381	\$15,919	\$60,215	\$25,630	\$45,000	\$61,355	\$1,140	2%
522220	Facility Repair & Maintenance	\$28,491	\$85,441	\$21,640	\$35,636	\$75,000	\$12,460	(\$9,180)	-42%
522310	Rental - Land & Buildings	\$56,774	\$63,094	\$64,560	\$59,983	\$72,767	\$77,400	\$12,840	20%
523100	Insurance	\$381,154	\$442,400	\$398,183	\$472,642	\$472,642	\$513,524	\$115,341	29%
523200	Communications	\$137	\$1,506	\$11,000	\$1,238	\$6,500	\$11,000	\$0	0%
523300	Advertising	\$1,363	\$6,271	\$8,400	\$848	\$6,500	\$8,400	\$0	0%
523400	Printing and Binding	\$0	\$0	\$0	\$285	\$488	\$0	\$0	0%
523500	Travel	\$62,601	\$83,368	\$165,178	\$57,352	\$120,000	\$183,768	\$18,590	11%
523600	Dues & Fees	\$86,226	\$84,905	\$116,141	\$56,594	\$110,000	\$130,901	\$14,760	13%
523700	Education & Training	\$53,455	\$69,337	\$130,125	\$66,332	\$112,000	\$153,200	\$23,075	18%
523710	Education Programs	\$0	\$0	\$0	\$0	\$0	\$25,000	\$25,000	100%
523901	Hospitality	\$19,569	\$30,926	\$62,725	\$41,523	\$72,000	\$71,975	\$9,250	15%
523903	Merchant Services Charge	\$321	\$309	\$0	(\$60)	(\$60)	\$0	\$0	0%
531110	Other Supplies	\$2,813	\$30,578	\$32,500	\$37,343	\$37,343	\$62,500	\$30,000	92%
531111	Vehicle Supplies	\$367,499	\$421,826	\$298,372	\$355,744	\$355,744	\$438,745	\$140,373	47%
531112	Evidence Supplies	\$6,586	\$14,869	\$22,320	\$8,238	\$22,000	\$22,800	\$480	2%
531113	Buy Money	\$2,928	\$330	\$10,000	\$0	\$5,000	\$10,000	\$0	0%
531120	Office Supplies	\$16,781	\$24,371	\$28,840	\$14,298	\$20,000	\$28,440	(\$400)	-1%
531130	Postage	\$1,474	\$1,878	\$4,379	\$1,314	\$2,000	\$4,379	\$0	0%
531220	Natural Gas	\$902	\$1,057	\$1,092	\$716	\$1,092	\$2,412	\$1,320	121%
531230	Electricity	\$2,719	\$2,289	\$2,880	\$2,108	\$2,880	\$2,880	\$0	0%
531270	Gasoline/Diesel - Fuel	\$383,416	\$347,089	\$327,000	\$287,122	\$350,000	\$395,500	\$68,500	21%
531703	Operating Supplies	\$38,480	\$18,184	\$66,100	\$12,349	\$50,000	\$67,540	\$1,440	2%
531710	Uniforms	\$115,300	\$106,160	\$134,045	\$45,939	\$80,000	\$131,295	(\$2,750)	-2%
531711	Officer Supplies	\$299,620	\$294,433	\$290,945	\$109,133	\$250,000	\$419,345	\$128,400	44%
579100	Unallocated	\$0	\$159	\$0	\$0	\$0	\$0	\$0	0%
Subtotal - Operations		\$2,210,288	\$2,419,994	\$2,602,330	\$1,786,821	2,547,970	\$3,183,359	\$581,029	22%

TOTAL POLICE	\$10,639,051	\$13,675,528	\$15,686,838	\$11,947,519	15,113,367	\$17,640,597	\$1,953,759	12%
---------------------	---------------------	---------------------	---------------------	---------------------	-------------------	---------------------	--------------------	------------

FY 2025 Adopted Operations

Police (1003210)

Professional Services - Items Described	Vendor Name	Cost per	Units	Total
Investigative Applications	Apple, Various	\$50	10	\$500
Digital Investigative Tools	Various	\$1,000	3	\$3,000
Court Ordered Expenditures (suspect phone records, etc.)		\$100	40	\$4,000
Language Line Services	8A Translation	\$100	20	\$2,000
Maintenance and Repair for Live Scan	Live Scan	\$3,000	2	\$6,000
AI Photo (Intel)	Clearview	\$6,500	1	\$6,500
Pole Camera Installation and Electricity	Various	\$500	3	\$1,500
Video Focus Pro	Salient Sciences	\$2,000	1	\$2,000
Cellphone Tracking Software - ZETX	Lexis Nexis	\$3,000	1	\$3,000
Guardian Tracking - Annual Maintenance	Guardian	\$2,750	1	\$2,750
Power Details	Power Details	\$4,500	1	\$4,500
Access Control System	NCI	\$500	1	\$500
Background/Hiring - Drug Tests	Concentra	\$65	15	\$975
Background/Hiring - Medical Tests	Concentra	\$185	15	\$2,775
Background/Hiring - Physical Fitness Test - Supplies	Various	\$100	2	\$200
Background/Hiring - Prescreening Applicants	PSI	\$185	20	\$3,700
Background/Hiring - Psychological Tests	Stone and Associates	\$450	15	\$6,750
Background/Hiring - Written Test & Others	Stanard and Associates	\$25	200	\$5,000
Crime Reports (crimereports.com)	Motorola	\$5,000	1	\$5,000
Palentine Tech - Electronic Warrant System	Palentine	\$1,500	2	\$3,000
Power DMS Suite	Innovative Data Solutions	\$8,500	1	\$8,500
Promotional Testing - Consultant for Challenges	Stanard and Associates	\$300	1	\$300
Promotional Testing - New Question Bank	Stanard and Associates	\$45	30	\$1,350
Promotional Testing - Written and Oral Test	Stanard and Associates	\$3,400	1	\$3,400
Transcription Services	Various	\$100	20	\$2,000
Social Media Archiver	Archive Social	\$6,000	1	\$6,000
Graphic Design Expenses for Social Media	Various	\$800	1	\$800
CANVA for Social Media	Various	\$140	1	\$140
Intellihub	NewCom/Verizon	\$200	90	\$18,000
Survey Monkey	Survey Monkey	\$500	1	\$500
Pictory Video Design	Pictory	\$500	1	\$500
Flowcode - QR code generator	Flowcode	\$400	1	\$400
Quillbot	Quillbot	\$100	1	\$100
Drone 41 Software	PIX4D	\$750	1	\$750
Document Shredding	Shred Ahead	\$275	12	\$3,300
Georgia Technology Authority (GCIC user fees)	GTA	\$600	1	\$600
Cordico Shield (76-100 sworn)	Lexipol	\$12,000	1	\$12,000
AceK9 Watch Dog Monitoring	Ace K9	\$175	5	\$875
Law Enforcement Management Software (Records/CID GCIC access)	LEMS/LX	\$2,415	1	\$2,415
SWAT MD	Various	\$4,100	1	\$4,100
Nutrition Fitness Challenge	Various	\$750	2	\$1,500
521200				\$131,180

Other IGA - Items Described	Vendor Name	Cost per	Units	Total
Inmate Medical		\$1,000	40	\$40,000
521207				\$40,000

Police IGA - Items Described	Vendor Name	Cost per	Units	Total
Inmate Housing	Various	\$60	700	\$42,000
Fulton Radio ChatComm Consoles	Fulton County	\$1,850	2	\$3,700
Fulton Radio Subscriber Fee	Fulton County	\$442	230	\$101,660
521208				\$147,360

False Alarm Contract Fees - Items Described	Vendor Name	Cost per	Units	Total
Fees	Central Square	\$30,000	1	\$30,000
521219				\$30,000

Equipment Maintenance and Repairs - Items Described	Vendor Name	Cost per	Units	Total
RAPID's IRIS Scanner Maintenance	Rapid ID	\$2,500	1	\$2,500
DVR Repairs and Equipment	AXON	\$9,000	1	\$9,000
Radio Repair and Maintenance	Motorola	\$250	30	\$7,500
Flock Camera Maintenance/Moves	Flock	\$500	10	\$5,000
Taser Repair and Maintenance	Taser	\$3,350	1	\$3,350
Weapon Repair and Maintenance	Various	\$35	275	\$9,625
Red Dot Maintenance Kits	Various	\$40	100	\$4,000
INTOX-Alco Sensor repair and maintenance	INTOX	\$1,500	1	\$1,500
Laser/Radar Recertification	Various	\$115	32	\$3,680
Laser/Radar Repair	Various	\$3,000	1	\$3,000
License Plate Recognition Ext. Service Agreement	Vigilant	\$550	4	\$2,200
Vigilant LPR Maint/Repair	SSI	\$1,000	2	\$2,000

Fitness Equipment	Various	\$5,000	1	\$5,000
Drone repair and maintenance	Various	\$3,000	1	\$3,000
522210				\$61,355

Facility Repairs and Maintenance - Items Described	Vendor Name	Cost per	Units	Total
K9 Field Maintenance	Various	\$1,000	1	\$1,000
Security Cameras (maintenance and replacement of eol cameras, new cameras, etc.)	Avigilon	\$1,200	1	\$1,200
South Precinct - Facility (HVAC service, access control, facility repairs)	Various	\$2,500	1	\$2,500
Cleaning Services for South Precinct	Sam Kote	\$0	-	\$0
Pest Control - South Precinct	Halliday Pest Control	\$85	12	\$1,020
Locksmith - change, repair locks	Allied Lock & Key	\$150	10	\$1,500
Arlo Cameras for Kennels	Arlo	\$20	12	\$240
Police Facility (access control - South Precinct		\$5,000	1	\$5,000
522220				\$12,460

Rental - Land and Building - Items Described	Vendor Name	Cost per	Units	Total
South Precinct - Rent	Old Alabama LLC	\$5,000	12	\$60,000
South Precinct - Common Area Maintenance	Old Alabama LLC	\$750	12	\$9,000
Offsite Storage	Various	\$700	12	\$8,400
522310				\$77,400

Insurance - Items Described	Vendor Name	Cost per	Units	Total
Liability / Professional / Vehicle / Property	Travelers	\$501,857	1	\$501,857
Volunteer Accident, Inmate Medical, Drone Liability	Travelers	\$11,667	1	\$11,667
523100				\$513,524

Communications - Items Described	Vendor Name	Cost per	Units	Total
Printed Brochures and Newspaper Inserts	Various	\$500	10	\$5,000
Graphic Design	Various	\$1,000	2	\$2,000
Banners for Booth/Table	Various	\$500	6	\$3,000
Classified (other than hiring)	Johns Creek Herald	\$250	4	\$1,000
523200				\$11,000

Advertising - Items Described	Vendor Name	Cost per	Units	Total
Brochures and Advertisements	Various	\$250	2	\$500
Job Announcements	Various	\$200	4	\$800
Promotional Materials - Recruiting	Various	\$500	6	\$3,000
Public Resource Pamphlets	Various	\$500	1	\$500
Facebook Push /Boost Posts	Facebook	\$20	75	\$1,500
Social Media Management Tool	HootSuite	\$1,600	1	\$1,600
Stock Photo Licenses	Various	\$10	50	\$500
523300				\$8,400

Travel - Items Described	Vendor Name	Cost per	Units	Total
Investigative Travel Expenditures	Various	\$250	8	\$2,000
JCAF Team Training Travel	Various	\$1,000	4	\$4,000
JCAF GA Narcotics Off Assc Conf Travel	Various	\$500	4	\$2,000
Training - advanced homicide, etc. Travel	Various	\$500	3	\$1,500
Training - intelligence gathering, Travel	Various	\$1,000	5	\$5,000
Fingerprint Certification Testing		\$1,000	1	\$1,000
Background Travel Expenditures	Various	\$500	3	\$1,500
Command College - Lodging	Various	\$550	10	\$5,500
Command College - Per Diem	Various	\$335	10	\$3,350
Driver Training Conf Travel	Various	\$1,250	3	\$3,750
FTO Conference Travel	Various	\$650	1	\$650
GA Public Safety Training Center Meal Tickets	GPSTC	\$90	60	\$5,400
Firearms Instructors Course Travel	Various	\$1,000	6	\$6,000
Use of Force Seminar	Various	\$1,000	2	\$2,000
TAC Conf Travel	Various	\$1,250	2	\$2,500
American Polygraph Seminar Travel	APAAS	\$2,500	3	\$7,500
American Assn of Police Polygraphists	AAPP	\$1,850	3	\$5,550
RMS System Fall Conf Travel	Various	\$2,000	2	\$4,000
RMS System Spring Conf Travel	Various	\$2,000	3	\$6,000
CALEA Conference Travel	Various	\$1,500	2	\$3,000
GPAC Conference Travel	Various	\$800	2	\$1,600
Internal Affairs Conf Travel	Various	\$2,200	3	\$6,600
IACP Technology Conference Travel	IACP	\$2,200	2	\$4,400
IACP Conference Travel	IACP	\$2,500	5	\$12,500
Command Staff Training (FBI,GACP, etc.)	Various	\$10,000	1	\$10,000
GA Assoc of Women in Public Safety	Various	\$1,000	2	\$2,000
SMILE Conf Travel	Various	\$2,200	1	\$2,200
National Information Officer Assn Conf	NIOA	\$2,000	2	\$4,000
New Canine Travel	Various	\$9,200	1	\$9,200
Advanced Training Classes Travel	Various	\$2,500	4	\$10,000

Accident Recon & Drone Training Travel	Various	\$1,500	2	\$3,000
Traffic Unit Training Travel	Various	\$1,400	6	\$8,400
Media & Pub Rel Training Tra	Various	\$2,000	2	\$4,000
ALERRT Conference - Travel	Various	\$2,000	2	\$4,000
Bike Unit Training Travel	Various	\$600	4	\$2,400
CIT International Conf Travel	Various	\$1,400	1	\$1,400
Nat'l Tactical Off. Association Conf. Travel	NTOA	\$1,875	5	\$9,375
CNT Training Travel (NTOA)	Various	\$1,875	1	\$1,875
Axon Accelerate Conference Travel	Axon	\$2,200	2	\$4,400
Peer Support Conference Travel	Various	\$1,000	8	\$8,000
Travel for Traffic Incident Management Conference		\$2,218	1	\$2,218
523500				\$183,768

Dues and Fees - Items Described	Vendor Name	Cost per	Units	Total
Cellebrite Licenses (cell phone forensics)	Cellebrite	\$6,500	1	\$6,500
Georgia Narcotics Association	GNA	\$15	4	\$60
GPS Tracking - Pole Cam Fees	Coleman	\$588	2	\$1,176
Audio Translation	GMR	\$250	5	\$1,250
International Association of Identification	IAI	\$60	3	\$180
Int'l Association Law Enforcement Ed/Trainers	IALEETA	\$50	3	\$150
Int'l Asst'n for Law Enform't Firearms Instructors	IALEFI	\$55	3	\$165
Int'l Association of Property and Evidence	IAPE	\$50	3	\$150
Investigative Search Database (Transunion)	TLO	\$2,500	1	\$2,500
Pawn Search Database Access Fees	LEEDS online	\$6,500	1	\$6,500
A Child is Missing Yearly Fee	ACIM	\$500	1	\$500
Regional Organized Crime Information Center	ROCIC	\$300	1	\$300
First Two (investigative tool - mobile address)	First Two	\$6,000	1	\$6,000
National Tactical Officers Association	NTOA	\$150	1	\$150
Certifications - Nat'l Narcotics Dog Det. Asst'n	NNDDA	\$55	5	\$275
Dues - National Narcotics Det Dog Association	NNDDA	\$320	1	\$320
Licenses (DEA, GA Pharm, Fulton CO)	Various	\$500	1	\$500
Georgia Police Accreditation Coalition Fees	GPAC	\$250	1	\$250
Leadership Johns Creek - Alumni Dues	LJC	\$50	2	\$100
National Accreditation - Annual Fees	CALEA	\$4,800	1	\$4,800
National Accreditation Mock Assessment fees	Various	\$500	1	\$500
State Certification Fee	GA Chiefs Asst'n	\$475	1	\$475
National Information Officers Association	NIOA	\$80	3	\$240
Crime Analysis Meetings (Metro)	Various	\$500	1	\$500
FBI National Academy Association	FBINAA	\$125	3	\$375
American Polygraph Association	APA	\$175	3	\$525
Georgia Polygraph Association	GPA	\$55	3	\$165
American Association of Police Polygraphists	AAPP	\$125	3	\$375
GA Terminal Agency Coordinators Association	TAC	\$25	8	\$200
Georgia Records Association	GRA	\$60	8	\$480
Cherokee SO Training Facility Fee	Cherokee SO	\$2,500	2	\$5,000
Johns Creek Indoor Gun Range	Johns Creek Indo	\$175	83	\$14,525
Sharpshooters Gun Range	Sharpshooters	\$12,000	1	\$12,000
Georgia Association of Chiefs of Police Dues	GACP	\$300	5	\$1,500
International Association of Chiefs of Police	IACP	\$150	5	\$750
Atlanta Metropol	Metropol	\$125	4	\$500
ICAC Computer Forensic Software	Magnet Forensics	\$5,200	1	\$5,200
CrimeDex	CrimeDex	\$100	1	\$100
Software Fee - RxGym Site for CrossFit JCPD	RxGym	\$500	1	\$500
Callyo 10-21 Video License	Callyo	\$6,000	1	\$6,000
GA Assoc of Chaplains	GALEC	\$30	6	\$180
NAMI Annual Membership	NAMI	\$40	1	\$40
CIT International Annual Mememrship	CITIA	\$25	1	\$25
Int'l Mountain Bike Association Membership	RAMBO	\$100	4	\$400
Notary Fee (Reimbursement)	Various	\$100	20	\$2,000
Fingerprint Comparison Software	FCS	\$700	1	\$700
Peace Officers Annuity & Benefit Fund	POAB	\$420	80	\$33,600
Cell Phone Forensics Fees	GrayKey	\$12,000	1	\$12,000
International Municipal Signal Association and Certification Renewal		\$110	2	\$220
523600				\$130,901

Education and Training - Items Described	Vendor Name	Cost per	Units	Total
A/C/B/D-Squad Training Courses	Various	\$1,250	4	\$5,000
CIT International Conference	Various	\$450	1	\$450
Crime Scene Investigation Recertification	Various	\$350	3	\$1,050
Training - intelligence gathering, etc.	Various	\$200	5	\$1,000
Training - advanced homicide, etc.	Various	\$250	3	\$750
Training - Evidence/CSI	Various	\$400	5	\$2,000
JCAF Training Classes	Various	\$500	4	\$2,000
GA Narcotics Officers Association Conference	GNOA	\$500	4	\$2,000

Advanced Training Classes	Various	\$4,000	4	\$16,000
Accreditation Conference	GPAC	\$200	2	\$400
Accreditation Training	GPAC	\$1,000	1	\$1,000
Annual Conference - CALEA	CALEA	\$675	2	\$1,350
Internal Affairs - Annual Conference	Various	\$600	3	\$1,800
Records Management System - Fall Conf.	Central Square	\$800	2	\$1,600
Records Management System - Spring Conf.	Central Square	\$800	3	\$2,400
IACP Technology Conference	IACP	\$600	2	\$1,200
American Polygraph Assoc Annual Seminar	APAAS	\$400	3	\$1,200
American Assn of Police Polygraphists	AAFP	\$375	3	\$1,125
Polygraph School	AIOP	\$6,000	1	\$6,000
Command College - Registration Fees	Columbus State	\$1,000	10	\$10,000
Leadership Training	Various	\$1,000	5	\$5,000
CPR Recertification	Chat Tech	\$7	100	\$700
Firearms Instructors Update Course	Various	\$500	6	\$3,000
Fitness Coordinators Training	Various	\$1,000	6	\$6,000
Less Lethal Instructor Re-Cert Training	Various	\$1,000	2	\$2,000
Peace Officer Standards and Training Fees	POST	\$3,000	1	\$3,000
Taser Instructor Recertification	Taser	\$500	3	\$1,500
Terminal Agency Coordinator Conference	GA TAC	\$225	2	\$450
Training Aids (Blue Guns etc.)	Various	\$100	25	\$2,500
Use of Force Seminar	Daigle Law Group	\$500	2	\$1,000
FBI LEEDA Leadership Institute	FBI LEEDA	\$2,400	4	\$9,600
Driver Instructor Training	Various	\$500	2	\$1,000
Department Training Classes - drug response, etc.	Various	\$500	15	\$7,500
Jiu Jitsu	Various	\$500	14	\$7,000
SWAT Training Classes	Various	\$750	7	\$5,250
Training Classes	Various	\$500	2	\$1,000
Traffic Unit- Training classes	Various	\$795	6	\$4,770
Accident Recon & Drone Training	Various	\$500	6	\$3,000
Teen Impact Driving Program	Various	\$1,600	1	\$1,600
Cops and Special Ops Training Classes	Various	\$1,000	15	\$15,000
SMILE (social media) Conference	Various	\$500	1	\$500
GA Assc of Women in Public Safety	GAWPS	\$185	3	\$555
National Information Officer Assn Conf	NIOA	\$650	2	\$1,300
Police Cyclist Course for Bike Patrol	IPMBA	\$400	4	\$1,600
Media & Public Relations Conf Registration	Various	\$700	2	\$1,400
NTOA Conference Registration	NTOA	\$500	5	\$2,500
AXON Body Worn Certification (2-Year)	AXON	\$300	1	\$300
AXON Accelerate Conference	AXON	\$600	2	\$1,200
ALERRT Conference Registration	ALERRT	\$500	2	\$1,000
Peer Support Conference	Various	\$250	8	\$2,000
International Municipal Signal Association Conference and traffic signal training		\$825	2	\$1,650
523700				\$153,200

Education Programs - Items Described	Vendor Name	Cost per	Units	Total
One Johns Creek - pilot program for new support approach		\$25,000	1	\$25,000
523710				\$25,000

Hospitality - Items Described	Vendor Name	Cost per	Units	Total
Gifts for Children	Various	\$20	500	\$10,000
Traffic Safety Class (gifts)	Various	\$10	300	\$3,000
K-9 Stuffed animals	Hero Industries	\$4,500	3	\$13,500
K-9 Theamed Baseball Trading Cards	Various	\$250	4	\$1,000
Water, Snacks, etc. for Background/Hiring	Various	\$4,000	1	\$4,000
Annual Awards Banquet	Various	\$4,000	1	\$4,000
Quarterly Luncheon	Various	\$450	4	\$1,800
Awards	Various	\$2,000	1	\$2,000
JCCAPS Awards	Various	\$750	1	\$750
CPA Class Meals	Various	\$800	16	\$12,800
CPA Graduation	Various	\$2,000	2	\$4,000
Welcome Lunch for New Employees	Various	\$200	15	\$3,000
Chief 1:1 Employee Meetings	Various	\$500	1	\$500
CAT Quarterly Meeting Meals	Various	\$200	4	\$800
Student P S Academy (Drinks/Awards)	Various	\$75	7	\$525
JCCAPS Quaterly Meeting	Various	\$800	4	\$3,200
Coffee with a Cop	Various	\$100	6	\$600
Food for EOC or Critical events	Various	\$250	14	\$3,500
Hotel stays for Emergency Operations Center events	Various	\$150	20	\$3,000
523901				\$71,975

Other Supplies - Items Described	Vendor Name	Cost per	Units	Total
Flock VMS	Flock	\$1,500	30	\$45,000
Pole mounted LPR Expansion	Flock	\$3,500	5	\$17,500

Vehicle Supplies - Items Described	Vendor Name	Cost per	Units	Total
Patrol Cars - Priority Service Oil Changes and Quick Repairs	Alpharetta Auto	\$79	400	\$31,600
Patrol Cars - Minor Vehicle Service	Alpharetta Auto	\$500	170	\$85,000
Patrol Cars - Major Vehicle Service	Alpharetta Auto or Dealership	\$800	125	\$100,000
Patrol Cars - Transmission Service	AAMCO	\$6,000	8	\$48,000
Patrol Cars - Batteries	Alpharetta Auto or Dealership	\$285	50	\$14,250
Patrol Cars - Tires	Nextire	\$140	250	\$35,000
Body Shop Deductible	PAC	\$2,500	7	\$17,500
Cars - Car Wash	Club Corners	\$11	725	\$7,975
CID and Admin. Vehicles - Oil Changes	Various	\$79	29	\$2,291
CID and Admin. Vehicles - Minor Vehicle Service	Various	\$500	20	\$10,000
CID and Admin. Vehicles - Major Vehicle Service	Various	\$800	15	\$12,000
CID and Admin. - Tires	Nextire	\$140	50	\$7,000
City Hall Vehicles - Oil Changes	Various	\$79	51	\$4,029
City Hall Vehicles - Minor Vehicle Service	Various	\$500	17	\$8,500
City Hall Vehicles - Major Service	Various	\$800	22	\$17,600
Cars - Detailed Cleaning	Club Corners	\$25	20	\$500
Motors - Oil Changes	Harley Davidson	\$250	6	\$1,500
Motors - Minor Vehicle Service	Harley Davidson	\$400	6	\$2,400
Motors - Major Vehicle Service	Harley Davidson	\$2,000	4	\$8,000
Motors - Tires	Harley Davidson	\$300	8	\$2,400
Motors - Detail Cleaning Supplies	Various	\$50	6	\$300
Motors - Trailer Maintenance	Various	\$400	1	\$400
Motors - Supplies (motor covers, laser holders)	Various	\$2,000	1	\$2,000
Trailer Maintenance & Repair	Various	\$2,500	1	\$2,500
Confidential Tags and New Tags	Department of Driver Services	\$30	25	\$750
Decals - Replacements for Field Damage	EC Signs	\$500	5	\$2,500
Decals - Promotional (pink, armed forces, etc.)	EC Signs	\$500	10	\$5,000
Decal / TRV	TBD	\$2,500	1	\$2,500
Windshield Repair	Glass Plus	\$250	10	\$2,500
In-Car Printers	Brother	\$475	10	\$4,750
531111				\$438,745

Evidence Supplies - Items Described	Vendor Name	Cost per	Units	Total
Test Kits (Blood Alcohol, Gun Shot Reside, Etc.)	Various	\$500	8	\$4,000
Protective Devices (Gloves, Shoe and Suit Covers, etc.)	Tyvek, others	\$1,000	5	\$5,000
Documentation Supplies (bags, boxes, vials, swabs, bushes, testing kits)	Various	\$1,000	7	\$7,000
Reporting/Recording Crime Scene Supplies (DVDs, labels, ink cartridges, shipping costs)	Various	\$750	8	\$6,000
Scales (annual calibration)	Rite Weight	\$400	2	\$800
531112				\$22,800

Buy Money - Items Described	Vendor Name	Cost per	Units	Total
Investigative Funds	n/a	\$500	20	\$10,000
531113				\$10,000

Office Supplies - Items Described	Vendor Name	Cost per	Units	Total
Basic Office Supplies - Folders, Pens, Etc.	Office Depot, Staples, etc.	\$150	80	\$12,000
Copy Paper/Business Cards/Letterhead	Various	\$1,375	4	\$5,500
Printer Ink Cartridges	Staples, etc.	\$50	50	\$2,500
Printer Toner	Staples, etc.	\$250	4	\$1,000
Binders for Training Materials	Staples, etc.	\$4	85	\$340
Forms	Cameo	\$2,500	1	\$2,500
Paper Ticket Books (backup system)	Pro Solutions	\$2,000	1	\$2,000
Thermal Paper	NewComm	\$2,600	1	\$2,600
Background/Hiring Booklet	Various	-	-	\$0
531120				\$28,440

Postage - Items Described	Vendor Name	Cost per	Units	Total
Postage Machine Supplies (Postage Labels, etc.)	Pitney Bowes	\$300	12	\$3,600
Courier Services	Various	\$100	5	\$500
Mailing Services	UPS, FedEx	\$25	5	\$125
Letters	USPS	\$0.50	250	\$125
Certified Mail	USPS	\$1	25	\$29
531130				\$4,379

Natural Gas - Items Described	Vendor Name	Cost per	Units	Total
South Precinct	Fireside	\$201	12	\$2,412
531220				\$2,412

Electricity - Items Described	Vendor Name	Cost per	Units	Total
South Precinct	Sawnee EMC	\$240	12	\$2,880
531230				\$2,880

Gasoline/Diesel - Items Described	Vendor Name	Cost per	Units	Total
Gasoline (Non-Public Safety Vehicles)	Various	\$1	70,000	\$70,000
Gasoline	Various	\$1	325,500	\$325,500
531270				\$395,500

Operating Supplies - Items Described	Vendor Name	Cost per	Units	Total
Breakroom Supplies (Coffee, Cleaning, plates, napkins, etc.)	Various	\$450	12	\$5,400
Water Machines (HQ/Cauley/South)	Various	\$40	36	\$1,440
Batteries (radios, stingers, cameras, defib, L3 Mic packs, etc.)	Various	\$300	12	\$3,600
First Aid Kits	Various	\$750	1	\$750
Bike Patrol - maintenance, replacement parts, etc.	Various	\$1,000	8	\$8,000
Citizens Police Academy	Various	\$2,500	1	\$2,500
Grammarly Software	Grammarly	\$150	1	\$150
Community Programs (STOP/CPA/Leadership JC/etc.)	Various	\$1,800	10	\$18,000
Defib FRX Pads	Southeastern Emergency Equipment	\$36	100	\$3,600
Defib Batteries	Boundtree	\$115	50	\$5,750
Stryker CR2 AED Batteries	Stryker Med	\$225	15	\$3,375
Stryker CR2 AED Pads	Stryker Med	\$125	35	\$4,375
Storage Bins	Various	\$10	20	\$200
TLR (Weapon Light) Parts	Various	\$10	90	\$900
Camera maintenance, parts, etc.	Various	\$1,500	1	\$1,500
TRV Supplies	Various	\$4,000	2	\$8,000
531703				\$67,540

Uniforms - Items Described	Vendor Name	Cost per	Units	Total
Police Uniforms - Patrol, Command Staff	T&T	\$750	80	\$60,000
Patch/Rank Insignia	T&T	\$2	450	\$675
Patrol Armor Skin	T&T	\$125	25	\$3,125
Patrol LBV	T&T	\$150	25	\$3,750
Armor Skin Shirts	T&T	\$60	100	\$6,000
Shoe Allowance	Various	\$150	100	\$15,000
Crime Scene Technicians - Uniforms and Rain Gear	T&T	\$350	2	\$700
Traffic Unit Uniforms	T&T	\$1,000	4	\$4,000
Motors - Uniforms	Various	\$1,000	3	\$3,000
K9 Uniforms	T&T	\$1,000	4	\$4,000
Records Uniforms	T&T	\$400	8	\$3,200
Crisis Negotiations Uniforms	Various	\$265	3	\$795
SWAT Team Uniforms (BDU's, Jump Suit, Training Shirts, Boots)	Various	\$1,000	5	\$5,000
Clothing Allowance - Detectives, Internal Affairs (CMD)	Various	\$500	20	\$10,000
Bike Patrol Uniforms (COP)	Various	\$600	5	\$3,000
CORT Unit Uniforms	T&T	\$500	4	\$2,000
JCCAPS Uniforms - New Positions (Shirts, Pants, Belts, Coats, Traffic Vest, Hats, Gloves)	T&T	\$650	2	\$1,300
JCCAPS Uniforms - Replacements (Shirts, Pants, Belts, Coats, Traffic Vest, Hats, Gloves)	T&T	\$150	25	\$3,750
SWAT Team New Operator Needs	Various	\$250	5	\$1,250
SWAT Boots	Various	\$150	5	\$750
531710				\$131,295

Officer Supplies - Items Described	Vendor Name	Cost per	Units	Total
Patrol Supplies (Flex cuffs, valve masks, report guides, quick ID guides)	Various	\$6,000	1	\$6,000
Investigations Resources (books, applications)	Various	\$400	1	\$400
Peer Support Supplies	Various	\$200	8	\$1,600
ID Cards	Various	\$18	140	\$2,520
Canine Needs (Veterinary Care, Food, Tags, Treats)	Various	\$3,000	12	\$36,000
Canine Resources (bite sleeve, tracking software, etc.)	Various	\$1,300	2	\$2,600
New Canine	Various	\$15,000	1	\$15,000
Annual Law Enforcement Handbooks	GPSTC	\$50	40	\$2,000
ASP Baton	Tactical Gear Supply	\$115	15	\$1,725
Badges	T & T	\$150	100	\$15,000
Flashlights - Strion	Tactical Gear Supply	\$150	15	\$2,250
Flashlights - Weapon	Tactical Gear Supply	\$130	40	\$5,200
Hand Cuffs	Tactical Gear Supply	\$50	15	\$750
Leather Gear/Holster	Tactical Gear Supply	\$225	50	\$11,250
Leather Gear/Duty Belts	Tactical Gear Supply	\$150	50	\$7,500
Nylon Duty Gear for Bikes/K-9	Tactical Gear Supply	\$225	12	\$2,700
Cut Resistant Leather Patrol Gloves	Tactical Gear Supply	\$60	80	\$4,800
Driver Training Supplies (cones, bumpers) (SS)	Various	\$1,000	1	\$1,000
Munitions (.45, .223, 12GA, 9MM, .308, Sim, 40mm, etc.)	Various	\$93,500	1	\$93,500
Officer Trauma Kits and Supplies	Various	\$5,500	1	\$5,500
Other Range Supplies	Various	\$5,000	1	\$5,000
Pepper Spray	Various	\$500	1	\$500
TI Simulator Supplies	TI	\$3,500	1	\$3,500
Naloxone Replacement	Various	\$55	85	\$4,675
Red Dot Sights	Tac Gear	-	-	\$0

Admin Holsters for Red Dot Sights	Tac Gear	\$75	30	\$2,250
40mm Accessories (Bags, Slings, Lights)	Tac Gear	\$300	10	\$3,000
Molle Pouches for LBV	Tac Gear	\$100	40	\$4,000
3 Mag Pouch	Tac Gear	\$40	80	\$3,200
Resources (Taser platforms, holsters, medic kits, munitions)	Various	\$1,400	8	\$11,200
Misc Equipment (stud finder/tapes/wood etc)	Various	\$1,000	1	\$1,000
Gear (knee pads/eyewear/pouches)	Various	\$275	7	\$1,925
Accident Investigation Supplies (crash zone software update, diagnostics, total station etc.)	Alco Sensors, InTox9000, others	\$10,000	1	\$10,000
Alco-Sensors and Alco-Sensor Tubes for UPD (TEU)	Various	\$500	7	\$3,500
30 liter Dry Gas Tank (Alco-Sensor calibrations)	Various	\$300	1	\$300
Tint Meters	Various	\$125	20	\$2,500
JCCAPS equipment	Various	\$250	25	\$6,250
Trunk or Treat/Community Safety Day Supplies (COP)	Various	\$3,000	4	\$12,000
Childrens Program Supplies	Various	\$4,000	1	\$4,000
New Police Officer Supplies	Various	\$24,650	5	\$123,250
531711				\$419,345

\$3,183,359

Public Works (1004110)

<i>Personnel</i>		FY2022 Actuals	FY2023 Actuals	FY2024			FY2025 Adopted	\$ Inc (Dec) from 2024	% Inc (Dec)
Object	Account			Revised	YTD 07/31	Annualized			
511100	Regular Employees	\$0	\$0	\$0	\$0	\$0	\$0	\$0	0%
511153	Gym Membership	\$45	\$0	\$0	\$0	\$0	\$0	\$0	0%
511300	Overtime	\$0	\$0	\$0	\$0	\$0	\$0	\$0	0%
512101	Health	\$0	\$0	\$0	\$0	\$0	\$0	\$0	0%
512102	Long-Term Disability	\$0	\$0	\$0	\$0	\$0	\$0	\$0	0%
512103	Dental	\$0	\$0	\$0	\$0	\$0	\$0	\$0	0%
512104	Life	\$0	\$0	\$0	\$0	\$0	\$0	\$0	0%
512200	Social Security (FICA)	\$0	\$0	\$0	\$0	\$0	\$0	\$0	0%
512300	Medicare	\$0	\$0	\$0	\$0	\$0	\$0	\$0	0%
512400	Retirement	\$0	\$0	\$0	\$0	\$0	\$0	\$0	0%
512700	Workers Compensation	\$0	\$0	\$0	\$0	\$0	\$0	\$0	0%
Subtotal - Personnel		\$45	\$0	\$0	\$0	\$0	\$0	\$0	0%

<i>Operations</i>		FY2022 Actuals	FY2023 Actuals	FY2024			FY2025 Adopted	\$ Inc (Dec) from 2024	% Inc (Dec)
Object	Account			Revised	YTD 07/31	Annualized			
521200	Professional Services	\$258,957	\$130,963	\$272,500	\$63,808	\$152,000	\$272,500	\$0	0%
521202	Contractual Services Admin	\$2,708,504	\$2,773,006	\$2,950,811	\$2,213,630	\$2,950,811	\$3,068,843	\$118,032	4%
521208	Other IGA	\$82,283	\$53,519	\$68,532	\$70,568	\$168,000	\$175,000	\$106,468	155%
521210	Contracted	\$2,006,660	\$2,218,137	\$2,201,800	\$1,587,595	\$2,350,000	\$2,314,500	\$112,700	5%
522200	Repairs & Maintenance	\$54,147	\$63,915	\$100,000	\$29,441	\$50,000	\$100,000	\$0	0%
523300	Advertising	\$5,750	\$9,406	\$7,000	\$6,511	\$7,000	\$7,000	\$0	0%
523600	Dues & Fees	\$2,729	\$3,174	\$6,000	\$4,435	\$6,000	\$6,000	\$0	0%
523901	Hospitality	\$1,301	\$62	\$5,500	\$99	\$5,500	\$5,500	\$0	0%
531000	Supplies	\$18	\$0	\$0	\$0	\$0	\$0	\$0	0%
531111	Vehicle Supplies	\$19	\$0	\$0	\$0	\$0	\$0	\$0	0%
531120	Office Supplies	\$6,406	\$4,813	\$2,600	\$2,172	\$2,600	\$2,600	\$0	0%
531130	Postage	\$250	\$393	\$500	\$202	\$500	\$500	\$0	0%
531230	Electricity	\$805,820	\$820,479	\$833,676	\$712,223	\$849,354	\$876,876	\$43,200	5%
531703	Operating Supplies	\$64,232	\$75,807	\$135,000	\$80,509	\$135,000	\$130,000	(\$5,000)	-4%
591610	Operating Transfers Out	\$273,717	\$273,717	\$273,717	\$250,907	\$273,717	\$273,717	\$0	0%
Subtotal - Operations		\$6,270,793	\$6,427,391	\$6,857,636	\$5,022,100	\$6,950,482	\$7,233,036	\$375,400	5%

TOTAL PUBLIC WORKS		\$6,270,838	\$6,427,391	\$6,857,636	\$5,022,100	\$6,950,482	\$7,233,036	\$375,400	5%
---------------------------	--	--------------------	--------------------	--------------------	--------------------	--------------------	--------------------	------------------	-----------

FY 2025 Adopted Operations

Public Works (1004110)

Professional Services - Items Described	Vendor Name	Cost per	+ or (-)	Units	+ or (-)	Variance	Total
Engineering Services	Various	\$25,000		7		\$0	\$175,000
Traffic Counts	Various	\$2,500		11		\$0	\$27,500
Traffic Modeling	Various	\$25,000		1		\$0	\$25,000
Transportation Planning	Various	\$15,000		3		\$0	\$45,000
521200						\$0	\$272,500

Contractual Services Admin - Items Described	Vendor Name	Cost per	+ or (-)	Units	+ or (-)	Variance	Total
Public Works Department Professional Service Contract		\$3,068,843		1		\$0	\$3,068,843
521202						\$0	\$3,068,843

Other IGA - Items Described	Vendor Name	Cost per	+ or (-)	Units	+ or (-)	Variance	Total
Animal Control	Fulton County	\$175,000		1		\$0	\$175,000
521208						\$0	\$175,000

Contracted - Items Described	Vendor Name	Cost per	+ or (-)	Units	+ or (-)	Variance	Total
Pavement Markings	Various	\$25,000		2		\$0	\$50,000
Traffic Signal Maintenance Contract	Siemens ITS	\$430,000		1		\$0	\$430,000
Right of Way Maintenance Contract	OPTECH, YELLOWSTONE	\$1,470,000		1		\$0	\$1,470,000
Intersection Geometric Improvements	Various	\$90,000		1		\$0	\$90,000
Utility Location Contract	TBD	\$120,000		1		\$0	\$120,000
Environmental Education and Waste Reduction	AM and KNFB	\$70,000		1		\$0	\$70,000
Adopt a Road Program Management	KNFB	\$10,000		1		\$0	\$10,000
Recycling and Putrescible Waste Disposal	Conex/Conservation Excellence	\$4,500		1		\$0	\$4,500
Roll-Off Service	American Disposal	\$20,000		1		\$0	\$20,000
Landscaping Enhancements for recently completed trail projects		\$50,000		1		\$0	\$50,000
521210						\$0	\$2,314,500

Repairs and Maintenance - Items Described	Vendor Name	Cost per	+ or (-)	Units	+ or (-)	Variance	Total
Emergency Repairs and Weather Events		\$25,000		4		\$0	\$100,000
522200						\$0	\$100,000

Advertising - Items Described	Vendor Name	Cost per	+ or (-)	Units	+ or (-)	Variance	Total
Advertisements	Various	\$250		28		\$0	\$7,000
523300						\$0	\$7,000

Dues and Fees - Items Described	Vendor Name	Cost per	+ or (-)	Units	+ or (-)	Variance	Total
Call Before You Dig - Quarterly Dues	Georgia 811	\$1,500		4		\$0	\$6,000
523600						\$0	\$6,000

Hospitality - Items Described	Vendor Name	Cost per	+ or (-)	Units	+ or (-)	Variance	Total
Food for Emergency Operation Center events	Various	\$250		10		\$0	\$2,500
Hotel stays for Emergency Operations Center events	Various	\$150		20		\$0	\$3,000
523901						\$0	\$5,500

Office Supplies - Items Described	Vendor Name	Cost per	+ or (-)	Units	+ or (-)	Variance	Total
Basic Office Supplies - Folders, Pens, Etc.	Office Depot, Staples, etc.	\$50		52		\$0	\$2,600
531120						\$0	\$2,600

Postage - Items Described	Vendor Name	Cost per	+ or (-)	Units	+ or (-)	Variance	Total
Letters and Mailings	USPS	\$1		1,000		\$0	\$500
531130						\$0	\$500

Electricity - Items Described	Vendor Name	Cost per	+ or (-)	Units	+ or (-)	Variance	Total
Streetlights (~3400) in subdivisions and along major roadways	Sawnee EMC	\$51,000		12		\$0	\$612,000
55 Traffic Signals plus school flashers	Sawnee EMC	\$2,400		12		\$0	\$28,800
Streetlights for 23 subdivisions and 3 major roadways	Georgia Power	\$17,273		12		\$0	\$207,276
26 Traffic Signals plus school flashers	Georgia Power	\$2,400		12		\$0	\$28,800
531230						\$0	\$876,876

Operating Supplies - Items Described	Vendor Name	Cost per	+ or (-)	Units	+ or (-)	Variance	Total
'Touch a Truck' Day Supplies	Various	\$0		1		\$0	\$0
Glass Recycling Program		\$50,000		1		\$0	\$50,000
Hazardous Waste Disposal Event	KNFB	\$75,000		1		\$0	\$75,000
Safety Equipment		\$5,000		1		\$0	\$5,000
531703						\$0	\$130,000

Operating Transfers Out - Items Described	Vendor Name	Cost per	+ or (-)	Units	+ or (-)	Variance	Total
Debt Service for \$4M Resurfacing Loan at 3.31% interest	GTIB, State Road and Tollway Authority	\$22,810		12		\$0	\$273,717
591610						\$0	\$273,717

Recreation and Parks (1006110)

Personnel		FY2022	FY2023	FY2024			FY2025	\$ Inc (Dec)	% Inc
Object	Account	Actuals	Actuals	Revised	YTD 07/31	Annualized	Adopted	from 2024	(Dec)
511100	Regular Employees	\$153,452	\$294,749	\$723,474	\$528,925	\$654,859	\$712,114	(\$11,360)	-2%
511153	Gym Membership	\$107	\$60	\$0	\$180	\$240	\$180	\$180	100%
511151	Car Allowance	\$0	\$1,600	\$4,800	\$3,600	\$4,800	\$4,800	\$0	0%
511200	Temporary/PT Employee	\$87,207	\$162,743	\$252,981	\$230,080	\$284,861	\$280,000	\$27,019	11%
511300	Overtime	\$162	\$0	\$0	\$11,818	\$14,631	\$20,000	\$0	0%
512101	Health	\$38,020	\$64,033	\$197,493	\$89,964	\$111,384	\$165,895	(\$31,598)	-16%
512102	Long-Term Disability	\$1,111	\$1,940	\$4,124	\$2,764	\$3,685	\$3,343	(\$781)	-19%
512103	Dental	\$3,271	\$4,293	\$17,658	\$4,490	\$5,559	\$5,509	(\$12,149)	-69%
512104	Life	\$1,789	\$3,035	\$6,612	\$4,538	\$5,618	\$4,844	(\$1,768)	-27%
512200	Social Security (FICA)	\$14,513	\$27,292	\$60,540	\$46,369	\$57,409	\$76,757	\$16,217	27%
512300	Medicare	\$3,394	\$6,383	\$14,159	\$10,844	\$13,426	\$18,268	\$4,109	29%
512400	Retirement	\$18,726	\$45,004	\$122,991	\$88,541	\$109,623	\$122,660	(\$331)	0%
512700	Workers Compensation	\$731	\$639	\$1,367	\$1,071	\$1,428	\$2,104	\$737	54%
Subtotal - Personnel		\$322,483	\$611,773	\$1,406,199	\$1,023,185	\$1,267,525	\$1,416,474	(\$9,725)	1%

Operations		FY2022	FY2023	FY2024			FY2025	\$ Inc (Dec)	% Inc
Object	Account	Actuals	Actuals	Revised	YTD 07/31	Annualized	Adopted	from 2024	(Dec)
521200	Professional Services	\$1,385	\$42,029	\$5,000	\$3,672	\$4,850	\$5,000	\$0	0%
521202	Contractual Services Admin	\$247,095	\$271,601	\$0	\$0	\$0	\$0	\$0	0%
521210	Contracted	\$1,172,000	\$1,741,472	\$2,123,500	\$1,652,221	\$2,121,199	\$2,283,500	\$160,000	8%
522200	Repairs & Maintenance	\$0	\$0	\$0	\$430	\$737	\$35,000	\$35,000	100%
522320	Rental - Equip. & Vehicles	\$11,285	\$13,365	\$18,500	\$13,992	\$16,461	\$18,500	\$0	0%
523300	Advertising	\$350	\$3,656	\$0	\$1,837	\$1,837	\$0	\$0	0%
523400	Printing & Binding	\$4,999	\$1,062	\$8,805	\$1,042	\$4,786	\$4,925	(\$3,880)	-44%
523500	Travel	\$1,922	\$3,674	\$30,592	\$2,616	\$28,503	\$30,794	\$202	1%
523600	Dues & Fees	\$11,619	\$9,391	\$7,575	\$2,779	\$8,353	\$9,315	\$1,740	23%
523700	Education & Training	\$886	\$1,722	\$500	\$3,971	\$4,419	\$7,360	\$6,860	1372%
523901	Hospitality	\$15,834	\$18,051	\$20,500	\$18,882	\$23,336	\$27,000	\$6,500	32%
523903	Merchant Services Charge	\$3,360	\$4,005	\$1,000	\$3,698	\$4,726	\$4,800	\$3,800	380%
523906	Local Arts	\$0	\$0	\$0	\$0	\$0	\$30,000	\$30,000	100%
523910	Parks Programs	\$0	\$0	\$0	\$0	\$0	\$0	\$0	0%
531111	Vehicle Supplies	\$0	\$17,304	\$1,500	\$5,316	\$5,316	\$4,000	\$2,500	167%
531120	Office Supplies	\$132	\$12,802	\$3,490	\$191	\$1,580	\$3,840	\$350	10%
531130	Postage	\$0	\$0	\$200	\$10	\$10	\$200	\$0	0%
531210	Water/Sewage	\$67,937	\$116,673	\$131,220	\$90,279	\$122,241	\$131,220	\$0	0%
531220	Natural Gas	\$5,819	\$5,724	\$5,304	\$6,843	\$9,816	\$5,904	\$600	11%
531230	Electricity	\$114,567	\$129,379	\$276,000	\$85,261	\$208,393	\$276,000	\$0	0%
531600	Small Equipment	\$2,165	\$0	\$2,500	\$3,068	\$3,068	\$2,500	(\$0)	0%
531703	Operating Supplies	\$194,876	\$336,610	\$41,000	\$36,150	\$41,000	\$5,000	(\$36,000)	-88%
531705	Special Events	\$0	\$0	\$349,000	\$408,540	\$467,649	\$415,000	\$66,000	100%
531710	Uniforms	\$669	\$964	\$1,000	\$968	\$1,913	\$4,000	\$3,000	300%
579100	Unallocated	\$0	\$3,941	\$0	\$0	\$0	\$0	\$0	0%
Subtotal - Operations		\$1,856,899	\$2,733,425	\$3,027,186	\$2,341,765	\$3,080,192	\$3,303,858	\$276,672	9%

TOTAL RECREATION AND PARKS		\$2,179,382	\$3,345,198	\$4,433,385	\$3,364,949	\$4,347,718	\$4,720,332	\$266,947	6%
-----------------------------------	--	--------------------	--------------------	--------------------	--------------------	--------------------	--------------------	------------------	-----------

FY 2025 Adopted Operations

Recreation and Parks (1006110)

Professional Services - Items Described	Vendor Name	Cost per	Units	Total
Survey for Park Properties	TBD	\$5,000	1	\$5,000
521200				\$5,000

Contracted - Items Described	Vendor Name	Cost per	Units	Total
Parks Maintenance Contract	PLM	\$1,260,000	1	\$1,260,000
Basic Maintenance of School Property (MOU with Fulton Schools for C	Various	\$100,000	1	\$100,000
Cauley Creek Maintenance		\$800,000	1	\$800,000
Landscaping (City Hall) Quarterly Planting	PLM	\$3,000	4	\$12,000
Lawn Chemical Treatment (City Hall) (weeds, fertilizer, etc.)	PLM	\$300	6	\$1,800
Lawn Maintenance (City Hall)	PLM	\$2,500	12	\$30,000
Daffodil - Annual Planting		\$10,000	1	\$10,000
Adult Co-Ed Softball Umpires	TBD	\$1,700	1	\$1,700
Instructor Fees (Free Outdoor Fitness, Pickleball, Summer Camp)	Various	\$1,000	60	\$60,000
Park Place Instructors, Speakers, Etc.	Various	\$8,000	1	\$8,000
521210				\$2,283,500

Repairs & Maintenance - Items Described	Vendor Name	Cost per	Units	Total
City Hall Christmas Tree Set-up & Take-down, Storage		\$35,000	1	\$35,000
522200				\$35,000

Rental - Equipment and Vehicles - Items Described	Vendor Name	Cost per	Units	Total
Light Rental for Events (3 movies, 4 concerts, 1 holiday event)		\$500	10	\$5,000
Mini-Bus Rental (for Park Place Field Trips)	BusMax	\$250	42	\$10,500
Charter Bus Rental (Park Place Field Trips)	Cooper Transportation	\$1,500	2	\$3,000
522320				\$18,500

Printing and Binding - Items Described	Vendor Name	Cost per	Units	Total
Special Needs Program Guide	Various	\$1	1,300	\$1,625
Other Brochures, Flyers & Signs	Various	\$100	33	\$3,300
523400				\$4,925

Travel - Items Described	Vendor Name	Cost per	Units	Total
JCAT Hotels (three rooms, two nights)		\$150	6	\$900
JCAT Staff/Coaches Food (24 meals)		\$59	6	\$354
Mileage (Meetings, etc.)		\$540	1	\$540
Hotel for GRPA Annual Conference (7 room nights between two individuals)		\$150	-	\$0
Travel and per diem costs		\$29,000	1	\$29,000
Per Diem for GRPA Annual Conference (3 meals per day, 4 days, 2 staff)		\$10	-	\$0
523500				\$30,794

Dues and Fees - Items Described	Vendor Name	Cost per	Units	Total
GRPA Annual Agency Dues	GRPA	\$775	1	\$775
NRPA Annual Membership Dues	NRPA	\$700	1	\$700
GRPA District 7 Dues	GRPA	\$100	1	\$100
NRPA CPRP Renewal Fee	NRPA	\$60	4	\$240
Music Licensing Fees	Various	\$1,500	2	\$3,000
Online Registration Program - Annual Fee	Rec1	\$4,500	1	\$4,500
523600				\$9,315

Education and Training - Items Described	Vendor Name	Cost per	Units	Total
GRPA Annual Conference	GRPA	\$300	4	\$1,200
NRPA Annual Conference	NRPA	\$645	8	\$5,160
Specialty Conference (such as Park Pride, Special Events)	TBD	\$300	3	\$900
GRPA Programmers - Spring Workshop	GRPA	\$25	2	\$50
GRPA Programmers - Fall Workshop	GRPA	\$25	2	\$50
523700				\$7,360

Hospitality - Items Described	Vendor Name	Cost per	Units	Total
--------------------------------------	--------------------	-----------------	--------------	--------------

Park Place - Group Food Activities (lunch'n'learns, potluck dinner entrée, special occasion parties)	\$300	40	\$12,000	
Park Place - Promotional Items (branded items, bingo prizes, T-shirts, etc.)	\$9,000	1	\$9,000	
Park Place - Water, Coffee, and Coffee Supplies	\$500	12	\$6,000	
523901			\$27,000	
Merchant Service Charges - Items Described	Vendor Name	Cost per	Units	Total
Credit Card Processing Fee	Bank	\$400	12	\$4,800
523903				\$4,800
Local Arts	Vendor Name	Cost per	Units	Total
Support of Local Arts	Various	\$30,000	1	\$30,000
523906				\$30,000
Parks Programs - Items Described	Vendor Name	Cost per	Units	Total
		\$0	-	\$0
523910				\$0
Vehicle Supplies - Items Described	Vendor Name	Cost per	Units	Total
Park Golf Carts (tune up, tire repair, batteries, etc.)	Action Specialty Carts	\$800	5	\$4,000
531111				\$4,000
Office Supplies - Items Described	Vendor Name	Cost per	Units	Total
Park Place - Basic Office Supplies - Folders, Pens, Etc.	Office Depot, Staples, etc.	\$35	26	\$910
Park Place - Main Printer/Copier - Toner and Ink Cartridges		\$300	3	\$900
Park Place - Color Printer - Toner and Ink Cartridges		\$189	8	\$1,512
Park Place - Desk Printer - Ink Cartridges		\$84	2	\$168
Cauley Creek - Basic Office Supplies - Folders, Pens, Etc.	Office Depot, Staples, etc.	\$35	10	\$350
531120				\$3,840
Postage - Items Described	Vendor Name	Cost per	Units	Total
Letters and Mailings	USPS	\$1	400	\$200
531130				\$200
Water/Sewage - Items Described	Vendor Name	Cost per	Units	Total
Park Irrigation and Bathrooms	Fulton County	\$10,935	12	\$131,220
531210				\$131,220
Natural Gas - Items Described	Vendor Name	Cost per	Units	Total
Park Place	EMC Gas	\$208	12	\$2,496
Autrey Mill - Propane	North Georgia Propane	\$234	12	\$2,808
Cauley Maintenance Shop - Propane	EMC Gas	\$50	12	\$600
531220				\$5,904
Electricity - Items Described	Vendor Name	Cost per	Units	Total
Parks and Park Buildings	Sawnee EMC, Georgia Power	\$23,000	12	\$276,000
531230				\$276,000
Small Equipment - Items Described	Vendor Name	Cost per	Units	Total
Newtown Clubhouse fitness equipment	Various	\$250	4	\$1,000
Park Place (small equipment purchases)	Various	\$1,500	1	\$1,500
531600				\$2,500
Operating Supplies - Items Described	Vendor Name	Cost per	Units	Total
Adaptive Recreation Events/Programs	Various	\$5,000	1	\$5,000
City Hall Christmas Tree Set-up & Take-down, Storage		\$0	-	\$0
Additional Special Events		\$0	-	\$0
Special Events		\$0	-	\$0
531703				\$5,000
Special Events - Item Described	Vendor Name	Cost per	Units	Total
Special Events		\$350,000	1	\$350,000
Johns Creek Arts Festival		\$15,000	1	\$15,000
International Festival		\$45,000	1	\$45,000

531705	Touch a Truck	\$5,000	1	\$5,000
--------	---------------	---------	---	---------

\$415,000

Uniforms - Items Described	Vendor Name	Cost per	Units	Total	
531710	Staff Uniforms	Various	\$100	40	\$4,000

\$4,000

\$3,303,858

Capital Projects and Enhancements (Fund 301)

Historically, the City has considered the selection of capital projects (defined as an expenditure that has an expected useful life of one (1) year or more with an estimated total cost of \$100,000 or more) on an ad hoc basis during preparation of the annual operating budget or during allocation of any year-end surplus. While making ad hoc decisions about which capital projects to pursue based on available funding is not inherently bad, it can be difficult to coordinate to long-range plans and make fully informed decisions.

In an effort to improve the annual budgeting process and provide additional transparency and clarity for implementation of long-range initiatives, in November 2023, the City Council began the process to develop a Capital Improvement Planning Policy and a five-year Capital Improvement Plan (detailing projects of consensus). The Capital Improvement Plan (CIP) projects were discussed at the City Council annual retreat in January and several Work Sessions in the spring. On May 6, 2024, the City Council formally adopted the five-year Capital Improvement Plan specifying nine projects for FY2025. Of note, the CIP is a prioritization effort connecting all the adopted plans and desired capital projects and does not allocate specific funding. The projects identified for FY2025 represent the upcoming needs for the City and that these projects are suitable for inclusion and consideration for funding as part of the FY2025 Budget. All nine projects have been included below and the descriptions note the priority order from the CIP.

In addition to the FY2025 capital projects from the CIP, enhancement requests (projects or personnel additions/reclassifications that expanded/improved services beyond the current service level) are listed below. All projects (capital and enhancements) have been reviewed and prioritized for funding to the extent possible within available resources. The Capital Projects and Enhancements recommended for funding are summarized in a table below and then described more fully on the pages that follow.

Summary of FY2025 Capital Projects and Enhancements

	Type	Requested	Funded	CIP Category
1 Fire Station #63 / Police South Substation - Construction Funding	Capital	\$7,300,000	\$7,300,000	Public Safety
2 Personnel Addition: 2 Crime Scene Suppression Officers	Enhancement	\$286,336	In Operations	Public Safety
3 Personnel Addition: 1 Intelligence Officer	Enhancement	\$143,168	In Operations	Public Safety
4 Personnel Addition: 1 Police Officer/Detective	Enhancement	\$143,168	In Operations	Public Safety
5 Personnel Addition: 1 Community-Oriented Police Officer	Enhancement	\$143,168	In Operations	Public Safety
6 Personnel Addition: 1 Probation Manager and 1 Probation Officer	Enhancement	\$106,568	In Operations	Enhancement
7 Vehicles for 2 new Crime Suppression Officers	Capital	\$170,000	\$170,000	Public Safety
8 Vehicle for Intelligence Officer	Capital	\$65,000	\$65,000	Public Safety
9 Vehicle for Police Officer/Detective	Capital	\$65,000	\$65,000	Public Safety
10 Vehicle for Community-Oriented Police Officer	Capital	\$85,000	\$85,000	Public Safety
11 Wellness Initiative	Enhancement	\$150,000	\$150,000	Enhancement
12 Additional Parking for Cauley Creek Park Courts Area	Capital	\$300,000	\$300,000	Recreation
13 Stormwater Grant Program	Capital	\$500,000	\$422,000	Other
14 Arts Facility - Construction Funding	Capital	\$6,000,000	\$0	Other
15 Medlock Bridge Trail West - Engineering	Capital	\$150,000	\$0	Transportation
16 Medlock Bridge Trail East - Engineering	Capital	\$200,000	\$0	Transportation
17 Stormwater Improvement at Fire Station #61 - Drainage Retrofits	Capital	\$300,000	\$0	Other
18 Stormwater Improvement along Old Alabama Corridor to add Bioswales	Capital	\$450,000	\$0	Other
19 Personnel Addition: Economic Development Specialist	Enhancement	\$128,739	\$0	Enhancement
20 Personnel Addition: Special Projects / Grant Writer	Enhancement	\$122,506	\$0	Enhancement
21 Master Plan for Kimball Bridge Road at State Bridge Road (Grand Pavilion) Revitalization	Enhancement	\$165,000	\$0	Enhancement
22 Personnel Reclassification: Part-Time to Full-Time for Court Office Assistant	Enhancement	\$107,372	\$0	Enhancement
23 Personnel Addition: Part-Time Administrative Worker	Enhancement	\$26,913	\$0	Enhancement
24 Software Addition for Fire Reporting: First Watch	Enhancement	\$123,000	\$0	Enhancement
		\$17,230,938	\$8,557,000	

Details of Funded Requests

1	Fire Station #63 / Police South Substation - Construction Funding	Funded:	\$7,300,000
	<i>CIP Priority #1</i>	<i>Requested:</i>	<i>\$7,300,000</i>
<p>Built in 1983 and located at 3165 Old Alabama Road, fire station #63 is the oldest fire station serving Johns Creek. The design and age of the building combined with the materials used in construction have resulted in frequent repair issues over the years. As fire station #63 continued to suffer from compounding plumbing, mechanical, structural and roofing issues, the City was also reviewing options related to the space being leased for the police south substation (located at 3005 Old Alabama Road). The City determined that long-term, the substation should be integrated with fire station #63. After considering basic space requirements, the current fire station #63 site (at roughly 1.4 acres with several utility uses on the premise) was determined to be too small to meet the City's needs. To fit the combined fire station and police substation (and the associated parking area), the City began looking for property on which the new fire station / police substation could be constructed. Locations were reviewed in terms of impact to public safety response, constructability, and price. After reviewing several locations, the City determined the ideal location is an undeveloped lot just across Old Alabama Road (with access from Brumbelow Road) with direct adjacency to Newtown Park. The property is addressed at 9880 Brumbelow Road and is approximately 2.11 acres. Property acquisition was finalized in November 2023.</p> <p>Following a public RFP and selection process, Council authorized a design contract with CROFT during the September 5, 2023 Council Meeting. During the design process, staff considered both the "wants" and "needs" for the new facility. Ultimately, the floorplan was set in January 2024. Reviewed by Council in March 2024, the main features for the facility include two double-depth bays for apparatus, 8 bunk rooms, a conference room, 2 offices for police, and six cubicle workspaces for the Traffic Enforcement Unit. As the design has progressed, the cost estimate has become more firm. As of the initial draft of the FY2025 Budget documents, the design has just past the 60% milestone and the construction cost estimate is \$10M. Considering the \$2M previously allocated, an anticipated \$0.7M of FY2024 surplus (anticipated to be allocated to the project), the proposed \$7,300,000 in funding would fully fund construction of the facility.</p>			
2	Police: 2 Crime Suppression Officers	Funded:	In Operations
	<i>Requested by: Police</i>	<i>Requested:</i>	<i>\$286,336</i>
<p>The FY2025 Budget adds two Crime Suppression Officers in the Police Department. The Crime Suppression Officers will be a highly proactive and intelligence-led policing team that focuses on enforcement to improve the quality of life for residents and businesses in our City. The areas of concentration are identified based on intelligence, including calls for service and crime analysis information, as well as community tips and complaints to include burglaries, entering autos, and other crimes which disrupt the peace, tranquility, and safety of our community. Once these areas have been identified, the two Crime Suppression Officers will proactively patrol the street to conduct enforcement to detect, deter, and apprehend the criminal element before it negatively impacts our community. The Crime Suppression Officers will work directly with the new Intelligence Officer to seamlessly coordinate between field personnel and intelligence officers, fostering faster response times and more targeted interventions. This collaboration will enhance the efficiency of investigations, improves situational awareness, and empowers law enforcement to proactively address emerging threats, leading to a safer community for our residents.</p>			
3	Police: 1 Intelligence Officer	Funded:	In Operations
	<i>Requested by: Police</i>	<i>Requested:</i>	<i>\$143,168</i>
<p>The FY2025 adds an Intelligence Officer to the Police Department. As Johns Creek's community grows and changes, we have reached the point where a full-time intelligence officer would benefit our community. Presently, intelligence review and analysis is provided as an ancillary or part-time function of the Crime Analyst. Although diligent in their work, given the caseloads and forensic technology investigations, they cannot devote full attention to emerging crime trends and hot spots. Having a full-time intelligence officer would yield numerous benefits. It would improve coordination between field personnel and intelligence officers, fostering faster response times and more targeted interventions before emerging issues become a full-blown trend. A full-time intelligence officer position would enhance the efficiency of investigations, improve situational awareness, and empowers law enforcement to proactively address emerging threats, leading to a safer community for our residents. Having a dedicated intelligence officer ensures that data is processed efficiently, providing actionable insights that support proactive policing strategies and enhance overall public safety across both jurisdictions. Additionally, it would allow for a more comprehensive understanding of criminal activities that transcend jurisdictional boundaries. Having a full-time intelligence officer would enable faster information exchange, facilitating coordinated responses to crimes that may span multiple areas.</p>			
4	Police: 1 Police Officer/Detective	Funded:	In Operations
	<i>Requested by: Police</i>	<i>Requested:</i>	<i>\$143,168</i>
<p>The FY2025 Budget adds another Police Officer/Detective to the Police Department. The Criminal Investigations Division (CID) is responsible for investigating and following up on major crimes, complex cases, and other investigations the Uniform Patrol Division cannot resolve at the time of the incident. As included in the multi-year plan, the Criminal Investigations Division requests the addition of one Detective. As case assignments continue to increase, paired with the complexity of crimes (examples: cybercrime, internet crimes against children, property crimes), the investigative time-frames have increased. The addition of one Detective is important so that JCPD can continue to provide a Johns Creek appropriate level of customer service and attention to residents impacted by crime.</p>			

5	Police: 1 Community-Oriented Police Officer	Funded: In Operations
	<i>Requested by: Police</i>	<i>Requested: \$143,168</i>
	<p>The community policing philosophy of our department is to promote organizational strategies that support the systematic use of building trusting relationships, partnerships and problem-solving techniques for and with our citizens to proactively address the immediate conditions that give rise to public safety issues such as crime, social disorder, police-community relations, and fear of crime. This community-oriented philosophy and partnership with the community is a significant part of why Johns Creek is such a safe community. In essence, our community is an extension of our Department personnel as eyes and ears throughout the City. As such, community engagement and outreach programs will continue to be a priority for the Police Department as detailed in our multi-year plan (presented in March 2024) and an additional COPS officer is suggested in FY2025. The addition of one new officer in the community policing unit will better enable our agency to continue providing the level of service our residents expect and deserve.</p> <p>The existing Community Oriented Police Officers (COPS) Unit is involved in many initiatives including: proactive patrols of our community centers, parks, vacation checks, businesses and neighborhoods; supplement Uniform Patrol for response to calls for service, accident investigations, traffic enforcement, City Hall walk-ins, and critical incidents as needed; special operation enforcement to include holiday traffic enforcement, DUI selective patrols, and provide security for City special events throughout the year; serving as a liaisons with our many neighborhood Homeowners Associations for problem solving, awareness, and crime prevention; and plan, coordinate, and host community engagement events to include Citizens Police Academy, Teen Driving Safety course, Women's Self-defense training, Active Shooter training, Faith and Blue events, Town Hall programs, and numerous other annual engagement and outreach initiatives. It is anticipated the need for these current efforts will only expand and develop with the expected future growth of our City. The addition of one new officer in our COPS unit will further the Police Department's abilities to continue to provide the level of service and quality of life our citizens deserve and expect.</p>	
6	Court: (1) Probation Manager and (1) Probation Officer	Funded: In Operations
	<i>Requested by: Court</i>	<i>Requested: \$106,568</i>
	<p>The FY2025 Budget transitions to in-house probation to improve customer service, reduce recidivism, and further probation reforms supported by HB310. Based on current caseloads and historical trends, the probation services will be provided by two full-time personnel: a Probation Manager and a Probation Officer. The Probation Officer and Probation Manager will share the probation caseload responsibilities. The Probation Manager will report directly to the Court Administrator and supervise the Probation Officer. As an extension of public safety, the City must consider the effects caused by an increase in law enforcement officers hired by the police department. Public safety does not stop with the issuance of a traffic citation. A chain reaction occurs in that the court's caseload and staff's workload ultimately increases. The court serves as the final step of the criminal justice arena in an effort to safeguard public safety and to ensure the rule of law is actually imposed and those cited are held accountable. The Court provides access to equal justice by upholding the rule of law. With an increased caseload comes increased sentencing requirements that require the services of probation.</p>	
7	Vehicles for 2 new Crime Suppression Officers	Funded: \$170,000
	<i>CIP Priority #2</i>	<i>Requested: \$170,000</i>
	<p>The proposed FY2025 Budget includes funding for two Crime Suppression Officers (incorporated in the Police Department operating budget and shown on the Personnel listing). Each officer requires a patrol vehicle. Considering upfitting (lights, sirens, etc.) and the current purchase price for the base vehicle, \$85K is needed for each police vehicle for a total of \$170K for the two vehicles. As new vehicles, these are not requested from the Vehicle Replacement Accrual Fund but new capital requests. Subsequent budgets will accrue for the eventual replacement of these new vehicles.</p>	
8	Vehicle for Intelligence Officer	Funded: \$65,000
	<i>CIP Priority #2</i>	<i>Requested: \$65,000</i>
	<p>The proposed FY2025 Budget includes funding for an Intelligence Officer position (incorporated in the Police Department operating budget and shown on the Personnel listing). If adding an Intelligence Officer position, a police vehicle will be needed. Considering upfitting (lights, sirens, etc.) and the current purchase price for the base vehicle, \$65K is needed for the vehicle. As a new vehicle, this is not requested from the Vehicle Replacement Accrual Fund but as a new capital project. If purchased, subsequent budgets will accrue for the eventual replacement of this new vehicle.</p>	
9	Vehicle for Police Officer/Detective	Funded: \$65,000
	<i>CIP Priority #2</i>	<i>Requested: \$65,000</i>
	<p>The proposed FY2025 Budget includes funding for an additional Detective/Police Officer position (incorporated in the Police Department operating budget and shown on the Personnel listing). If adding a Detective position, a police vehicle will be needed. Considering upfitting (lights, sirens, etc.) and the current purchase price for the base vehicle, \$65K is needed for the vehicle. As a new vehicle, this is not requested from the Vehicle Replacement Accrual Fund but as a new capital project. If purchased, subsequent budgets will accrue for the eventual replacement of this new vehicle.</p>	
10	Vehicle for Community-Oriented Police Officer	Funded: \$85,000
	<i>CIP Priority #2</i>	<i>Requested: \$85,000</i>
	<p>If adding a Community-Oriented Policing Officer position, a police vehicle will be needed. Considering upfitting (lights, sirens, etc.) and the current purchase price for the base vehicle, \$85K is needed for the vehicle. As a new vehicle, this is not requested from the Vehicle Replacement Accrual Fund but as a new capital project. If purchased, subsequent budgets will accrue for the eventual replacement of this new vehicle.</p>	
11	Wellness Initiative	Funded: \$150,000
	<i>Enhancement</i>	<i>Requested: \$150,000</i>
	<p>In an effort to combat rising healthcare costs this \$100,000 investment would expand our employee wellness program for Fiscal Year 2025. This initiative prioritizes our employees' well-being and aims to create a healthier workforce. The proposed wellness initiative includes personalized wellness coaching based on biometric screening results, nutritional counseling, and specialized testing for first responders. The initiative will be paired with monthly challenges and employee health fairs to support a culture of health and well-being. This investment is a strategic response to our concerning healthcare cost increases. Similar wellness programs in other cities and counties have demonstrated reduced healthcare costs within a few years, offering a strong return on investment. Our healthcare broker also strongly recommends this approach.</p>	

12	Additional Parking for Cauley Creek Park Courts Area	Funded: \$300,000
	<i>CIP Priority #3</i>	<i>Requested: \$300,000</i>
<p>Cauley Creek Park was opened Summer of 2023. The popularity and use of the courts area is high and the parking demand exceeds the available parking. In times of peak use, vehicles park on the sides of the interior park roadway creating potential safety issues and damaging park grounds. This project would construct a new overflow parking lot to add 80-100 spaces and connecting sidewalks adjacent to the courts complex at Cauley Creek Park. The new overflow parking would likely begin as a gravel or minimally improved surface and could be later paved based on demands of usage, maintenance, and upkeep.</p>		
13	Stormwater Grant Program	Funded: \$422,000
	<i>CIP Priority #4</i>	<i>Requested: \$500,000</i>
<p>The proposed Stormwater (Green Infrastructure) Grant Program would incentivize residents and property owners to install stormwater management practices on their private properties to improve overall water quality in the City. The program is anticipated to encourage the installation of green infrastructure such as bioretention areas (or rain gardens), cisterns, permeable pavement, and stream restoration projects. The anticipated review criteria would prioritize projects that have a measured benefit to the overall stormwater system, not just the applicant on whose property the water quality improvement would be installed. Given the City's broader aims for reducing erosion and improving water quality, the review criteria could further incentivize projects that provide water quality or runoff reduction benefits that exceed development standards. Modeled after best practices, the program is anticipated to be a cost-share program and awarded projects would receive assistance grants on a reimbursement basis. The grant program is identified in each of the Stormwater Master Plan as a means of improving overall water quality and reducing streambank erosion.</p>		

Infrastructure Maintenance Accrual (Fund 302)

To provide for the care of existing assets and infrastructure, in 2016 the City Council created the Infrastructure Maintenance Accrual. The original accrual took the amount available above the minimum needs for capital projects and dedicated all of it to existing infrastructure. In 2020, the amount of funding set aside was adjusted for the transportation-related and parks accruals based on a study of existing assets and consideration of each component's lifecycle and replacement cost. Based on this additional study, four accruals (roads and right-of-way; sidewalk and trails; traffic signal system; bridges, tunnels, and dams; and parks) were reset and began accruing at a higher rate in FY2021. In 2021, a reserve study was completed for City Hall and each of the Fire Stations and the associated accruals were reset in FY2022. Since then, the accrual amounts have been increased annually by inflation in an effort to ensure contributions were keeping up with rising costs for replacements and repair of the infrastructure.

As part of the preparation of the FY2025 Budget, additional analysis has been completed on the maintenance accruals after comparing the interest returns on fund balance to the inflation rates (and erosion of purchasing power over time on the fund balance). Where saving for future repairs and maintenance of existing infrastructure is a smart financial habit, when interest rate being earned on fund balance is below that of inflation rates, there can be such a thing as too much savings. Staff's analysis to adjust the maintenance accruals tapped into a deep understanding of the pace and plan for upcoming repair and replacement projects as compared to the aggregate in fund balance. The FY2025 Budget proposes a recalibration to both the individual accrual fund balances and the contributions to ensure the City is being wise in its saving compared to the interest earned on savings, the impacts of inflation, and the benefits of improvement projects. New targeted fund balances for each maintenance accrual component consider the likelihood for planned and unplanned projects in any given year calibrated by a multiplier against the typical project year. For example, 1.5X typical annual project outlay has been reset as the targeted individual balance for roads and right-of-way and traffic signal system. For the parks accrual component, given the backlog of park improvements identified in the 2023 Recreation and Parks Master Plan, the targeted balance is 2X the typical annual project spend. Each accrual component has a targeted fund balance of at least 1.5X the typical project outlay to ensure that the City could continue to invest in its existing infrastructure even if faced with a recession or financially difficult situation that prevented contributions from being made in any particular year.

When comparing FY2024 to FY2025, downward adjustments have been made to four accruals (Roads and Right-of-Way; Sidewalk and Trails; Traffic Signal Systems; and Bridges, Tunnels, and Dams). The downward adjustments take into account their accumulated fund balance and last eight years of expenditures/maintenance projects. Additionally, upward adjustments were made to Parks to address a targeted reserve level within this accrual fund. These upward adjustments were made in consideration of their accumulated fund balance, last eight years of expenditures/maintenance projects, and last several years of additions to the system related to their areas (such as the 203-acre addition of Cauley Creek Park to the infrastructure covered by the parks maintenance accrual). Additional adjustments will be made in future years until each accrual component reaches its targeted balance level.

Maintenance Accruals	Beginning	FY2025		Ending
	Balance	Contributions	Projects	Balance
Roads and Right-of-Way	\$8,545,355	\$2,860,945	\$3,600,000	\$7,806,300
Sidewalks and Trails	\$1,848,147	(\$16,973)	\$400,000	\$1,431,174
Traffic Signal System	\$3,604,299	(\$2,071,049)	\$250,000	\$1,283,250
Bridges, Tunnels, and Dams	\$4,138,000	(\$2,041,049)	\$0	\$2,096,951
Parks	\$2,530,488	\$3,623,856	\$2,700,000	\$3,454,344
Fire Stations	\$1,877,836	\$341,000	\$615,000	\$1,603,836
City Hall	(\$49,025)	\$632,000	\$450,000	\$132,975
Land Acquisition	\$6,642,467	\$0	\$0	\$6,642,467
Total	\$29,137,568	\$3,328,730	\$8,015,000	\$24,451,298

Summary of Requests	Accrual	Funded
1 City Hall - HVAC Replacement Project - Phase IV	City Hall	\$200,000
2 City Hall - Building Repairs and Maintenance	City Hall	\$165,000
3 City Hall - Replacement of Roof Drains	City Hall	\$85,000
4 Fire Station Building Repairs and Maintenance	Fire Stations	\$165,000
5 Fire Station Alerting System (Replacing at all 4 Stations)	Fire Stations	\$400,000
6 Fire Station - Pump Repair Fire Station #61	Fire Stations	\$50,000
7 Resurfacing (Main Roads & Neighborhood Roads)*	Roads and Right-of-Way	\$2,250,000
8 Roadway Patching	Roads and Right-of-Way	\$600,000
9 Pavement Marking Refreshes and Restriping	Roads and Right-of-Way	\$200,000
10 Road and Right-of-Way Maintenance Materials	Roads and Right-of-Way	\$400,000
11 Sign Maintenance Materials	Roads and Right-of-Way	\$150,000
12 Concrete Repairs and Maintenance	Sidewalks and Trails	\$400,000
13 Traffic Signal and ITS Maintenance Materials	Traffic Signal System	\$250,000
14 Park Maintenance Materials	Parks	\$1,400,000
15 Park Refreshes	Parks	\$450,000
16 Ocee Park - Baseball Quad Lights Replacement	Parks	\$850,000
	Total	\$8,015,000

*resurfacing partially funded using FY2025 LMIG as shown in Other Funds - Fund 250 on page 91

City Hall - Projects Described

1 City Hall - HVAC Replacement Project - Phase IV	\$200,000
<p>The heating, ventilation, and cooling systems (HVAC) for City Hall is a significant issue that was not addressed with the renovation of the building and is being tackled in a phased approach. This entire system is operated by four rooftop units (RTUs) and over 80 plenum induction PIUs operating in zones throughout the building. Ideally, the RTUs begin heating and or cooling the building and then once the desired room temperature is reached, the PIUs would maintain the temperature throughout the building during business hours. However, the initial RTU's did not have forced heated air capabilities, so the existing PIUs had to do most of the work which has caused them the failure rate to be accelerated on an already aged system. With the FY2022 & FY2023 Budgets, the City replaced/repared the RTUs to have the heating capabilities needed. The FY2024 Budget began the process of replacement/repairing of the smaller PIU's scattered throughout all three floors. In FY2024 ten of the existing PIUs were replaced. The requested \$200,000 for FY2025 is anticipated to cover the replacement of at least ten additional PIUs and the required test and balance needed afterwards. The additional PIU replacements will be prioritized based on current repair cost/issues and their ability to properly manage the conditioned air space that they cover.</p>	
2 City Hall - Building Repairs and Maintenance	\$165,000
<p>General repairs and maintenance of various systems at City Hall. Since moving into the City Hall building, repairs have been necessary each year. Based on review of actual repairs completed in the past several years, the requested funding for FY2025 is anticipated to cover: \$10K of plumbing repairs, parts, and supplies (such as various toilet and urinal replacement parts; and faucet parts and replacements); \$10K of electrical repairs, parts, and supplies (including infrared inspections and repairs as well as exterior lights and parking lots); \$5K for roof repairs discovered in bi-annual inspections; \$10K of window repairs and replacements related to leaks; \$10K of door repairs (including hardware and glass replacement); \$15K of life safety related repairs or replacements (including the repairs related to the fire alarm control panel or other alerting devices and systems, batteries, and parts to repair systems); \$20K of HVAC supplies and repairs (condenser motor/fan kit replacements, refrigerator repairs, filters, parts, and supplies); \$25K carpet and flooring repairs; \$25K of painting, drywall repairs, and other surface covering repairs; \$25K of minor building renovations and improvements.</p>	
3 City Hall - Replacement of Roof Drains	\$85,000
<p>The City Hall roof has numerous original roof drains which are failing and can no longer be properly sealed. On multiple occasions, interior flooding has occurred because of improperly sealed roof drains (causing significant damage on all three floors of the building). While minor repairs to replace the flashing around these drains have proven ineffective, the proposed project would remove existing roof drains and install the new ones. The requested funds would cover materials and installation for this project.</p>	

Fire Station - Projects Described

4 Fire Station Building Repairs and Maintenance	\$165,000
<p>Routine facility repairs and incidental repairs associated with all four fire stations. Based on a review of historical repairs, the proposed funding is anticipated to provide for incidental repairs needed throughout the year to include: plumbing, electrical, HVAC, structural, and mechanical (such as overhead door and motor repairs). In addition to the system repairs, small projects to replace existing fire station infrastructure area anticipated such as replacement of the awning at Station #62, refresh of the reception area at Station #61, replacement of the icemaker at Station #61, and replacement of the fans at Station #62 and Station #61.</p>	
5 Fire Station Alerting System (Replacing at all 4 Stations)	\$400,000
<p>The alerting system at the fire stations connects with the 9-1-1 dispatch center and is a critical link to ensure Fire Department personnel are made aware of each incident requiring their response. Due to shifting personnel and apparatus between stations, the alerting system must be uniform across all four fire stations. The current alerting system relies on technologies from several decades ago and although rudimentary is an effective audible page that broadcasts on radio speakers. With the anticipated FY2025 construction of the replacement Fire Station #63, the City has a choice to either install older technologies to match the current system (which is approaching end of life) or install a modern alerting system based on current technologies and replace the aging systems at the other stations. The modern alerting systems come with several added benefits. Rather than one audible tone, the modern system utilizes ramped up audible warning, has multiple tones, and have text to voice dispatch capabilities for a clearer and more concise, single-step apparatus dispatching. Additionally, the modern alerting system is compatible with the 9-1-1 dispatching system that prioritizes what calls when multiple are received at the same time and allows for higher priority calls to be dispatched first based on preprogrammed sequencing. The modern alerting systems include variable message boards in the stations and turn out timers which have been proved to help lower turn out time and overall response time.</p>	
6 Fire Station - Pump Repair Fire Station #61	\$50,000
<p>This is a request to replace the fuel pumping mechanism at Fire Station 61. This particular part of the fuel system at this fire station has been in operation prior to the launch of the Johns Creek Fire Department so it is at least 16 years old. It has been experiencing failures over the past few years which have become more common in recent months. Additionally, due to the age of the device it is increasingly difficult to locate parts for repairs.</p>	

Road and Right-of-Way - Projects Described

7 Resurfacing (Main Roads & Neighborhood Roads)*	\$2,250,000
<p>In 2011, the City Council set a target Pavement Quality Indicator (PQI) score of 70 and committed to a \$4-\$5M investment annually to improve the quality of the roadways. In 2018 and again in 2023, the City completed pavement study to check the overall conditions of the roadways and re-prioritize resurfacing efforts. Based on the latest 2023 pavement analysis, an annual investment of \$3M is needed to maintain a PQI score of 70 for the five year period from 2023 to 2027. The overall roadway condition will be studied again after the resurfacing in 2027 and it is anticipated the funding level may step down again, although the amount of a step down will be tempered by the inflation of construction costs. The requested funding provides for annual resurfacing efforts on main and neighborhood roadways and the associated construction, engineering, and inspection (CEI) costs for the effort.</p> <p><i>*Although shown as funded at \$2.25M, an additional \$750K (for a full \$3M) is funded in FY2025 as shown in Other Funds - Fund 250 through the LMIG (Local Maintenance Improvement Grant) program. Annually, the State of Georgia redistributes a portion of gasoline taxes through the LMIG program. The City's allocation is based on the total centerline road miles and the total population compared with the total statewide centerline road miles and total statewide population. The use of the funding is restricted but resurfacing is an allowable use.</i></p>	
8 Roadway Patching	\$600,000
<p>Vehicle usage and weather cause roadways to deteriorate over time. The distresses / deterioration in the asphalt is evidenced in cracks and potholes. Asphalt patching is one of the most effective ways to address significant potholes. Additionally, annual roadway patching efforts are vital to stop the deterioration of roads to the point that they must be fully reconstructed when resurfaced. As such, asphalt patching and pothole repair are a part of the City's long-term strategy to gradually improve the condition of the roads. The segments for patching are identified based on Pavement Quality Index scores, potholes, and other identified roadway failures (cracks, gaps, roughness). The requested funding matches the amount the City has set aside for the last several years and would provide for annual roadway patching efforts.</p>	
9 Pavement Marking Refreshes and Restriping	\$200,000
<p>Pavement markings, including striping and reflective pavement markers (RPMs) provide guidance to drivers by delineating travel lanes and reminding drivers where they should be on the roadway. Appropriately retroreflective pavement markings have been shown to have a positive correlation to improve safety of travel, particularly nighttime travel. Pavement markings wear and deteriorate over time from both vehicle travel and weather. To maintain the overall roadway condition, the City restripes and replaces pavement markers as part of the maintenance of our roadways. The requested funding matches the amount the City has set aside for the last several years and would provide for annual pavement marking refreshes and restriping needs.</p>	
10 Road and Right-of-Way Maintenance Materials	\$400,000
<p>Maintaining the City's roads and right-of-way areas requires a significant amount of materials (from pothole repair supplies to landscaping materials). The City has found by separating the labor costs from the costs for materials provides better transparency as to true cost of providing service and understanding the needs for labor versus materials. Additionally, in some instances it is more cost-effective to purchase materials directly for use by the contracted maintenance provider. The labor costs associated with right-of-way maintenance remain in the operating budget. The requested funding matches the amount the City has set aside the last several years and is anticipated to address the needs for road and right-of-way maintenance materials.</p>	
11 Sign Maintenance Materials	\$150,000
<p>The City maintains street signs, vehicular directional signage, and a limited number of wayfinding signs (such as those noting the park entrances). The majority of the City's signs are constructed of aluminum or high density urethane in an effort to improve durability and limit maintenance. However, all outdoor signs exposed to the elements deteriorate over time (evidenced in fading and reduced retroreflectivity). Additionally, signs within the right-of-way are occasionally damaged by motor vehicle accidents. The requested funding matches the amount the City has set aside for the last several years and is anticipated to address the needs for sign replacement and maintenance.</p>	
Sidewalks and Trails - Project Described	
12 Concrete Repairs and Maintenance	\$400,000
<p>If properly installed, concrete sidewalks, curbs, and gutters can last for decades. However, concrete requires maintenance for lasting durability. Weather (freeze-thaw disintegration), nature (tree roots creating horizontal displacement), and vehicle accidents are leading causes of concrete distress and deterioration (cracks and other more visible failures). The requested funding matches the amount the City has set aside for the last several years and is anticipated to address the needs for concrete repairs and maintenance.</p>	

Traffic Signal System - Project Described

13	Traffic Signal and ITS Maintenance Materials	\$250,000
<p>Maintaining the City's traffic signal system requires materials (from traffic signal heads to traffic signal controllers). The City has found by separating the labor costs from the costs for materials provides better transparency as to true cost of providing service and understanding the needs for labor versus materials. The labor costs associated with traffic signal maintenance contract remain in the operating budget. Historically, the City has set aside \$200K annually for the traffic signal maintenance materials. Throughout FY2024, staff has been anticipating significant cost increasing related to traffic signal components and ITS maintenance materials. For FY2025, the requested \$250K for traffic signal and ITS maintenance materials is anticipated to address the needs while covering the experienced increased costs.</p>		

Park - Projects Described

14	Park Maintenance Materials	\$1,400,000
<p>Maintaining the City's parks system requires materials (from pine straw and gravel to toilet paper and fill dirt of infield leveling). The City has found by separating the labor costs from the costs for materials provides better transparency as to true cost of providing service and understanding the needs for labor versus materials. The labor costs associated with parks system maintenance contract remain in the operating budget. With Cauley Creek Park coming online in the summer of 2023, the FY2024 Budget increased the funding set aside for Park Maintenance Materials. Year-to-date spending has proven the increased funding for materials to be the appropriate level to meet the needs of materials in the parks. The requested funding matches the amount the City set aside in FY2024.</p>		

15	Park Refreshes	\$450,000
<p>Keeping park facilities current, including replacement/upgrades in worn park equipment and features is a significant focus for the Recreation and Parks Department. The high level of usage at our parks necessitates an investment to keep the facilities looking as inviting and "new" as possible. The Recreation and Parks Master Plan (adopted in 2023) prioritizes projects to refresh each of the existing parks.</p> <p>For 2025, anticipated projects include Autrey Mill Nature Preserve animal habitat relocation; Ocee Park common area renovations for improved surface durability; Shakerag Park nature trail walking surface improvements; and Cauley Creek Park, Ocee Park, and Shakerag Park wayfinding signage.</p>		

16	Ocee Park - Baseball Quad Lights Replacement	\$850,000
<p>The existing lighting system for the quad of baseball fields at Ocee Park is original to the park and has experienced increased maintenance issues over the last decade, particularly in the last few years as the lights reach their end-of-life. The lights are old-fashioned halogen bulbs and the lighting fixtures are harder to repair each year as parts and pieces become less available. The Recreation and Parks Master Plan (adopted in 2023) anticipates replacing the lights for one of the four field each year over the next four years. Although this would spreadout the financial cost, the impact on park patrons and the uneven lighting environment that would be created, as well as the dual system of lights (over the four years of replacement), would present significant challenges. The requested funding would replace the field lighting for all four of the fields in the baseball quad as one project. Completing the project as one effort will reduce the mobilization costs and limit disturbance to park patrons. Retrofitting with LED lighting will also make the system more energy efficient, durable and operationally less cumbersome.</p>		

Equipment Accrual (Fund 303)

The Equipment Accrual was established in FY2019 in recognition that from our public safety departments to the information technology that serves as the backbone of all departments, the City has recurring equipment costs that can be best accounted for and addressed through an accrual. Similar to the Infrastructure Maintenance Accrual and Vehicle Replacement Accrual, the Equipment Accrual is designed to build-up for larger expenditures by spreading the cost out over the years leading up to a major replacement project. Additionally, the Equipment Accrual is designed to ensure funding for basic equipment needs are provided for before capital projects and enhancements.

Equipment Accruals	Beginning Balance	FY2025		Ending Balance	Cumulative Balance
		Contributions	Projects		
Police	\$941,655	\$895,783	\$764,545	\$131,238	\$1,072,893
Fire	\$160,321	\$361,003	\$263,500	\$97,503	\$257,824
Information Technology	\$362,048	\$314,061	\$320,000	(\$5,940)	\$356,109
Total	\$1,464,024	\$1,570,846	\$1,348,045	\$222,801	\$1,686,825

Police Accrual Components		Unit Cost	Units	Replacement Cost	Lifespan (years)	FY2025 Contribution	FY2025 Projects
1	Automated External Defibrillators (AEDs)	\$2,250	80	\$180,000	10	\$18,000	\$22,500
2	AXON (OSP7+, Fleet, Int. Room)	\$44,750	80	\$3,580,000	10	\$358,000	\$358,000
3	Ballistic Shields	\$2,150	25	\$53,750	5	\$10,750	\$10,750
4	Bicycles	\$5,000	8	\$40,000	4	\$10,000	\$10,000
5	Body Armor/Ballistic Carrier/Helmets	\$2,150	100	\$215,000	5	\$43,000	\$53,750
6	Communication System - SWAT	\$1,712	10	\$17,120	5	\$3,424	\$0
7	Communications Set - Motor Unit	\$1,420	4	\$5,680	7	\$811	\$0
8	Digital Cameras	\$1,750	14	\$24,500	4	\$6,125	\$6,125
9	Drones	\$7,500	8	\$60,000	4	\$15,000	\$15,000
10	Gas Masks	\$605	80	\$48,400	5	\$9,680	\$0
11	Handgun lights	\$130	200	\$26,000	7	\$3,714	\$0
12	Handgun sights	\$135	200	\$27,000	10	\$2,700	\$0
13	Handguns	\$510	200	\$102,000	10	\$10,200	\$0
14	Helmets - Motor Unit	\$760	4	\$3,040	5	\$608	\$0
15	Helmets - SWAT	\$1,700	10	\$17,000	5	\$3,400	\$3,400
16	Lasers and Radar Units	\$4,060	40	\$162,400	5	\$32,480	\$8,120
17	Launcher - 40mm	\$2,000	20	\$40,000	12	\$3,333	\$0
18	Iron Sights	\$150	100	\$15,000	5	\$3,000	\$0
19	Radios (Mobile, Portable & Base)	\$7,600	215	\$1,634,000	10	\$163,400	\$114,000
20	Red Dot Sights for Long Guns	\$550	100	\$55,000	5	\$11,000	\$0
21	Rifle Slings	\$50	60	\$3,000	5	\$600	\$0
22	Rifles - Specialty / Sniper	\$10,160	2	\$20,320	10	\$2,032	\$0
23	Rifles - Suppressors	\$600	60	\$36,000	10	\$3,600	\$0
24	Rifles / Long Guns	\$1,520	75	\$114,000	10	\$11,400	\$0
25	SWAT Body Armor, Vests, and Plates	\$3,850	14	\$53,900	5	\$10,780	\$15,400
26	Training Simulator	\$68,000	1	\$68,000	10	\$6,800	\$0
27	Weapon Lights for Long Guns	\$250	60	\$15,000	3.5	\$4,286	\$0
28	Weapon Sights for Long Guns	\$560	60	\$33,600	10	\$3,360	\$0
29	Tac Vests for JCAF	\$2,000	12	\$24,000	5	\$4,800	\$4,000
30	Flock ALPR	\$2,500	55	\$137,500	1	\$137,500	\$137,500
31	Breaching Tools	\$500	40	\$20,000	10	\$2,000	\$6,000
Total						\$895,783	\$764,545

Fire Accrual Components		Unit Cost	Units	Replacement Cost	Lifespan (years)	FY2025 Contribution	FY2025 Projects
1	Automated External Defibrillators (AEDs)	\$1,750	12	\$21,000	10	\$2,100	\$0
2	Bail Out System	\$810	86	\$69,660	10	\$6,966	\$0
3	Ballistic Helmets and Vests	\$1,960	11	\$21,560	5	\$4,312	\$0
4	Bunker Gear and Bunker Boots	\$5,375	86	\$462,250	5	\$92,450	\$32,000
5	Cameras for Fire Investigations	\$5,000	2	\$10,000	10	\$1,000	\$0
6	Extrication Tools	\$63,800	2	\$127,600	12	\$10,633	\$0
7	Fastwrench Standpipes	\$300	4	\$1,200	10	\$120	\$0
8	Forcible Entry Tools	\$100	100	\$10,000	5	\$2,000	\$0
9	Generator Replacement - Station #62	\$65,000	1	\$65,000	30	\$2,167	\$0
10	Headsets (for Fire Apparatus Operators)	\$500	20	\$10,000	5	\$2,000	\$0
11	Helmets and Helmet Fronts	\$460	80	\$36,800	5	\$7,360	\$4,500
12	High Rise Hose Packs	\$1,600	3	\$4,800	10	\$480	\$0
13	High Rise Standpipe Kits	\$2,200	4	\$8,800	10	\$880	\$0
14	Hose Nozzles	\$21,340	1	\$21,340	7	\$3,049	\$0
15	Hoses	\$2,030	45	\$91,350	5	\$18,270	\$36,000
16	Mattresses	\$6,600	1	\$6,600	8	\$825	\$0
17	Personal Protective Equipment	\$4,600	90	\$414,000	5	\$82,800	\$185,000
18	Portable Scene Lights	\$1,500	6	\$9,000	20	\$450	\$0
19	Radios (<i>Mobile, Portable & Base Station</i>)	\$7,600	84	\$638,400	10	\$63,840	\$0
20	Rescue Lift Bags	\$4,800	1	\$4,800	10	\$480	\$0
21	Rescue Strut Systems	\$35,000	5	\$175,000	12	\$14,583	\$0
22	SCBA Face Pieces	\$300	86	\$25,800	5	\$5,160	\$0
23	Self Contained Breathing Apparatus	\$6,450	48	\$309,600	10	\$30,960	\$0
24	Small Hardware & Tools	\$200	100	\$20,000	5	\$4,000	\$6,000
25	Swift Water Rescue Wet Suits / PFDs	\$2,030	3	\$6,090	5	\$1,218	\$0
26	Ventilation Saws	\$2,100	2	\$4,200	12	\$350	\$0
27	Water Rescue Gear	\$510	25	\$12,750	5	\$2,550	\$0
Total						\$361,003	\$263,500

Information Technology		Unit Cost	Units	Replacement Cost	Lifespan (years)	FY2025 Contribution	FY2025 Projects
1	Computers (desktops and laptops)	\$2,200	172	\$378,400	4	\$94,600	\$99,000
2	Council Chamber Audio Visual	\$200,000	1	\$200,000	7	\$28,571	\$30,000
3	Displays	\$750	35	\$26,250	4	\$6,563	\$0
4	Desktop Printers	\$400	50	\$20,000	5	\$4,000	\$5,000
5	In-Car Cameras - Server Side	\$3,050	9	\$27,450	3	\$9,150	\$0
6	Mobile Computing Tablets - Fire	\$2,640	14	\$36,960	3	\$12,320	\$0
7	Mobile Computing Terminals - Police	\$3,000	60	\$180,000	3	\$60,000	\$59,000
8	Network Hardware (Switches, Controllers, etc.)	\$10,776	21	\$226,296	7	\$32,328	\$35,000
9	Security Cameras	\$1,250	50	\$62,500	7	\$8,929	\$0
10	Servers	\$18,000	16	\$288,000	5	\$57,600	\$92,000
Total						\$314,061	\$320,000

Vehicle Replacement Accrual (Fund 350)

The Vehicle Replacement Accrual sets aside funds for the replacement of existing vehicles. From fire trucks to police patrol vehicles to trucks driven by inspectors, the City provides the resources necessary for the staff to provide services. The 2025 Budget sets aside almost \$1.5M for vehicle replacements adjusting the replacement value to current replacement costs. By design, the expenditures in the Vehicle Replacement Accrual do not equal the total or replacements each year as the fund is designed to build up for the larger expenditures by spreading the cost out over the years leading up to the expenditure for a major replacement such as a fire engine.

Of note, the cost of patrol vehicles has risen faster than inflation for the past several years which has caused a negative ending and cumulative balance within the police department line of the Vehicle Replacement Accrual. The proposed contribution for FY2025 has been adjusted upwards to the extent revenues allowed and will continue to be adjusted upwards for the next several years until the fund balance is again aligned with the replacement schedule for the vehicles.

Vehicle Replacements	Beginning Balance	FY2025		Ending Balance	Cumulative Balance
		Contributions	Projects		
Police Vehicles	\$161,183	\$1,469,990	\$1,022,000	\$447,990	\$609,173
Fire Apparatus / Vehicles	\$533,485	\$594,010	\$0	\$594,010	\$1,127,495
Other City Vehicles	\$172,188	\$100,664	\$0	\$100,664	\$272,852
Total	\$866,856	\$2,164,664	\$1,022,000	\$1,142,664	\$2,009,520

Summary of Vehicle Replacement Requests

	Requested	Funded	Scheduled	Replacements
1 Police: 14 Vehicles → 14 Vehicles	\$1,022,000	\$1,022,000	14 vehicles	14 vehicles
	\$1,022,000	\$1,022,000		

Vehicle Replacement Projects Described

1 Police: 14 Vehicles → 14 Vehicles	Funded: \$1,022,000
Requested By: Police Department	Request: \$1,022,000
<p>In 2016, the City created a vehicle replacement schedule that anticipates replacing 14 vehicles in FY 2025 to gradually refresh the fleet. For FY2025, the Police Department is requesting to replace 14 vehicles. The 14 requested replacements are based on elevated maintenance costs, high mileage, and intense use requirements. The replacements will likely be the 14 vehicles that are between seven and eleven years old but the final vehicle replacement assessment will be made in the fall based on funding awarded and double-checking the mileage, maintenance, and any issues that arise between Budget adoption and the placement of the orders. The Adopted \$1,022,000 of funding would provide for the replacement of 14 vehicles.</p>	

Parks Bond (Fund 310)

In November 2016, voters in Johns Creek approved the issuance of a \$40M bond for recreation and park improvements. The bonds were issued in the Spring of 2017.

Annually the Council has received a Parks Bond implementation presentation at a Work Session in late January with a review of projects by park as well as the accounting for expenditures on each project. As the revenues have all been received and all revenues have been spent or encumbered, no Council action for additional appropriation is requested as part of the FY2025 Budget. The fund will remain active until either the projects are completed or the funds are exhausted.

Existing Park	Improvement Projects	Completed
Autrey Mill	Farm Museum Renovation	September 2018
Autrey Mill	Forest Management Study	October 2018
Autrey Mill	Bus Turnaround and Pervious Parking Lot	January 2019
Autrey Mill	Relocation of Smokehouse	January 2019
Autrey Mill	Program Barn Bathroom Addition	April 2021
Autrey Mill	Restroom and Pavilion Addition	May 2022
Newtown	Soccer and Lacrosse Synthetic Turf	October 2017
Newtown	Playground Sidewalk Connection	July 2019
Newtown	Bocce Court Expansion	August 2019
Newtown	Perimeter Trail Loop Connection	September 2021
Ocee	Pavilion Near the Tennis Courts	May 2021
Ocee	Soft Surface Trail	October 2021
Shakerag	Track Field Synthetic Turf	December 2017
Shakerag	Tot Lot Playground	September 2019
Shakerag	Fishing Pier	March 2020
Shakerag	Wildlife Observation Deck	February 2020
Shakerag	Cricket Pitch and Batting Cages	November 2020
Shakerag	Pavilion at Field #3	December 2021

New Parks and Park Connections	Completed
Morton Road Park	November 2020
State Bridge Park	May 2021
Bell-Boles Park	October 2021
Land Acquisition for Cauley Creek Park	May 2021
Cauley Creek Park	June 2023
Rogers Bridge Pedestrian Bridge (Cauley Creek Park to Rogers Park)	July 2023

On-Going Projects	Current Stage
Creekside Park - in Town Center (behind City Hall)	Construction
Chattahoochee River Greenway (Abbotts Bridge Road to Cauley Creek Park)	Engineering

TSPLOST I (Fund 335)

The TSPLOST (Transportation Special Purpose Local Option Sales Tax) was approved by Johns Creek voters in November 2016. The three-quarters of a penny sales tax was implemented across Fulton County outside the City of Atlanta from April 1, 2017 - March 31, 2022. As voters subsequently approved a TSPLOST in November 2021 (or TSPLOST II), the TSPLOST approved in 2016 is also referred to as TSPLOST I.

Annually Council receives a 'State of the Program' overall implementation presentation at a Work Session in late January with both programmatic updates (as to which projects are in which stages) as well as accounting for expenditures on each project. As the revenue collection period is over and the revenues have all been spent or encumbered, no Council action for additional appropriation is requested as part of the FY2025 Budget. The fund will remain active until either the projects are completed or the funds are exhausted.

TSPLOST I funded projects are listed below by current stage.

Projects Completed	Ribbon Cutting
Jones Bridge Road at Waters Road	May 2020
Bell Road at McGinnis Ferry Road	July 2020
State Bridge Road Widening (Camden Way to the River)	November 2020
Bell Road at Medlock Bridge Road	March 2021
Medlock Bridge Road at State Bridge Road (Interim)	July 2021
Bell Road at Rogers Circle South Roundabout	September 2021
Bell Road at Cauley Creek Park Roundabout	March 2022
Bell Road Bridge over Cauley Creek Tributary	January 2023
Haynes Bridge Road at Old Alabama Road	December 2023
Jones Bridge Road Multi-Modal	March 2024
Medlock Bridge Road at Johns Creek Parkway	March 2024
Barnwell Road at Holcomb Bridge Road	April 2024
Medlock Bridge Road at Skyway, Abbots, and Bell	June 2024

Projects in Construction	Groundbreaking
Jones Bridge (Waters Road to State Bridge Road)	May 2023
Jones Bridge Road at Douglas Road	June 2024
Medlock Bridge Trail (Creekside Park Trail)	August 2024
McGinnis Ferry Road (Sargent Road to Douglas Road)	Bids Expected Fall 2024

Projects in Engineering Stage	Last Council Action
Medlock Bridge Road at McGinnis Ferry Road	November 2022
Medlock Bridge Road at State Bridge Road	November 2020

TSPLOST II (Fund 336)

Voters approved a continuation of TSPLOST or TSPLOST II as part of the November 2021 election. The adopted budget list for Johns Creek includes \$6.5M for bridges, \$14.2M for traffic congestion relief, \$3.5M for landscape / streetscape improvements, \$16.2M for operations and safety projects and \$16.5M for pedestrian/bike improvements. This separate fund has been established for TSPLOST II (Fund 336) to budget the projects in the categories approved by Council.

Annually Council receives a 'State of the Program' overall implementation presentation at a Work Session in late January with both programmatic updates (as to which projects are in which stages) as well as accounting for expenditures on each project.

Revenues		Total	Anticipated	FY 2025	Anticipated
Object	Account	Authorized	Ending FY24	Adopted	Remaining
313400	TSPLOST Revenue	\$65,501,474	\$37,335,088	\$13,057,000	\$15,109,386
361000	Interest Earnings	\$0	\$2,261,796	\$1,338,348	2,007,522
Total		\$65,501,474	\$39,596,884	\$14,395,348	\$17,116,908

FY2025 Expenditure Authorizations		Total	Anticipated	FY 2025	Anticipated
Object	Account	Authorized	Ending FY24	Adopted	Remaining
521202	Project Management	\$3,275,074	\$1,127,507	\$1,300,000	\$847,567
579100	Budgeted Inflation	\$5,240,118	\$524,012	\$0	\$4,716,106
541210	Bridges	\$6,500,000	\$2,650,000	\$1,000,000	\$2,850,000
541420	Traffic Congestion Relief	\$14,200,000	\$15,136,168	\$0	(\$936,168)
541200	Landscape/Streetscape	\$3,500,000	\$480,700	\$2,000,000	\$1,019,300
541210	Operations and Safety	\$16,286,282	\$6,028,628	\$8,107,000	\$2,150,654
541420	Pedestrian/Bike Improvements	\$16,500,000	\$12,457,569	\$1,988,348	\$2,054,083
Total		\$65,501,474	\$38,404,584	\$14,395,348	\$12,701,542

Other Funds

Seized/Forfeited Asset Fund		FY 2022	FY 2023	FY2024		FY2025	Change from
Fund 210	Actuals	Actuals	Revised	YTD 07/31	Annualized	Adopted	2024
Revenues	\$807	\$46,348	\$177,490	\$43,996	\$230,285	\$177,490	\$0
Expenditures	\$127,590	\$234,786	\$177,990	\$41,116	\$49,339	\$177,490	(\$500)
Balance	(\$126,783)	(\$188,437)	(\$500)	\$2,880	\$180,946	\$0	\$500

State Confiscated Fund		FY 2022	FY 2023	FY2024		FY2025	Change from
Fund 211	Actuals	Actuals	Revised	YTD 07/31	Annualized	Adopted	2024
Revenues	\$18,776	\$79	\$10,000	\$0	\$0	\$10,000	\$0
Expenditures	\$1,766	\$0	\$10,000	\$0	\$0	\$10,000	\$0
Balance	\$17,010	\$79	\$0	\$0	\$0	\$0	\$0

Opioid Settlement Fund		FY 2022	FY 2023	FY2024		FY2025	Change from
Fund 213	Actuals	Actuals	Revised	YTD 07/31	Annualized	Adopted	2024
Revenues	\$0	\$0	\$0	\$81,028	\$81,028	\$90,000	\$90,000
Expenditures	\$0	\$0	\$0	\$0	\$0	\$90,000	\$90,000
Balance	\$0	\$0	\$0	\$81,028	\$81,028	\$0	\$0

E911 Fund		FY 2022	FY 2023	FY2024		FY2025	Change from
Fund 215	Actuals	Actuals	Revised	YTD 07/31	Annualized	Adopted	2024
Revenues	\$1,989,487	\$2,005,942	\$2,212,375	\$1,350,713	\$2,110,472	\$2,487,759	\$275,384
Expenditures	\$1,989,487	\$2,005,942	\$2,212,375	\$1,350,713	\$2,110,472	\$2,487,759	\$275,384
Balance	\$0	\$0	\$0	\$0	\$1	\$0	\$0

LMIG Fund		FY 2022	FY 2023	FY2024		FY2025	Change from
Fund 250	Actuals	Actuals	Revised	YTD 07/31	Annualized	Adopted	2024
Revenues	\$732,907	\$770,597	\$778,157	\$1,741,771	\$2,090,125	\$792,142	\$13,985
Expenditures	\$27,413	\$695,712	\$754,482	\$89,150	\$106,980	\$792,142	\$37,660
Balance	\$705,495	\$74,885	\$23,675	\$1,652,621	\$1,983,145	\$0	(\$23,675)

Hotel/Motel Fund		FY 2022	FY 2023	FY2024		FY2025	Change from
Fund 275	Actuals	Actuals	Revised	YTD 07/31	Annualized	Adopted	2024
Revenues	\$513,164	\$527,982	\$813,391	\$364,498	\$437,398	\$863,391	\$50,000
Expenditures	\$483,164	\$557,108	\$858,291	\$350,554	\$420,664	\$863,391	\$5,100
Balance	\$30,000	(\$29,126)	(\$44,900)	\$13,945	\$16,733	\$0	\$44,900

Tree Replacement Fund		FY 2022	FY 2023	FY2024		FY2025	Change from
Fund 285	Actuals	Actuals	Revised	YTD 07/31	Annualized	Adopted	2024
Revenues	\$226,960	\$23,149	\$20,000	\$84,178	\$84,178	\$20,000	\$0
Expenditures	\$0	\$0	\$20,000	\$0	\$20,000	\$20,000	\$0
Balance	\$226,960	\$23,149	\$0	\$84,178	\$64,178	\$0	\$0

Stormwater Fund		FY 2022	FY 2023	FY2024		FY2025	Change from
Fund 560/565	Actuals	Actuals	Revised	YTD 07/31	Annualized	Adopted	2024
Revenues	\$2,111,182	\$2,895,427	\$3,800,000	\$2,575,734	\$3,841,233	\$3,800,000	\$0
Operational Expenditures	\$3,177,990	\$4,575,037	\$3,062,699	\$2,351,886	\$3,064,544	\$2,900,000	(\$162,699)
Capital Project Expenditures	\$0	\$0	\$900,000	\$225,744	\$900,000	\$900,000	\$0
Balance	(\$1,066,808)	(\$1,679,610)	(\$162,699)	(\$1,896)	(\$123,311)	\$0	\$162,699

Seized/Forfeited Asset (Fund 210)

Revenues		FY 2022	FY 2023	FY2024			FY2025	Change from
Object	Account	Actuals	Actuals	Revised	YTD 07/31	Annualized	Adopted	2024
351320	Cash Confiscations	\$0	\$41,274	\$0	\$34,008	\$40,809	\$0	\$0
351360	Sale of Confiscated Property	\$0	\$0	\$0	\$0	\$0	\$0	\$0
361000	Interest Earnings	\$807	\$5,074	\$0	\$9,988	\$11,985	\$0	\$0
399999	Use of Reserves Budget	\$0	\$0	\$177,490	\$0	\$177,490	\$177,490	\$0
Total		\$807	\$46,348	\$177,490	\$43,996	\$230,285	\$177,490	\$0

Expenditures		FY 2022	FY 2023	FY2024			FY2025	Change from
Object	Account	Actuals	Actuals	Revised	YTD 07/31	Annualized	Adopted	2024
522310	Rental - Land & Buildings	\$44,166	\$41,576	\$42,840	\$33,101	\$39,721	\$42,840	\$0
523700	Education & Training	\$16,495	\$0	\$40,000	\$6,500	\$7,800	\$40,000	\$0
531110	Other Supplies	\$10,383	\$100,173	\$30,500	\$1,005	\$1,206	\$30,000	(\$500)
531703	Operating Supplies	\$225	\$40,275	\$50,000	\$250	\$300	\$50,000	\$0
531711	Officer Supplies	\$0	\$0	\$0	\$0	\$0	\$0	\$0
542550	Other Equipment	\$0	\$4,355	\$14,650	\$0	\$0	\$14,650	\$0
542200	Vehicles	\$19,117	\$0	\$0	\$0	\$0	\$0	\$0
572500	Fulton County District Attorney's Office	\$0	\$0	\$0	\$260	\$312	\$0	\$0
591610	Operating Transfers Out	\$37,204	\$48,406	\$0	\$0	\$0	\$0	\$0
Total		\$127,590	\$234,786	\$177,990	\$41,116	\$49,339	\$177,490	(\$500)

State Confiscated (Fund 211)

Revenues		FY 2022	FY 2023	FY2024			FY2025	Change from
Object	Account	Actuals	Actuals	Revised	YTD 07/31	Annualized	Adopted	2024
351320	Cash Confiscations	\$18,776	\$79	\$10,000	\$0	\$0	\$10,000	\$0
351360	Sale of Confiscated Property	\$0	\$0	\$0	\$0	\$0	\$0	\$0
Total		\$18,776	\$79	\$10,000	\$0	\$0	\$10,000	\$0

Expenditures		FY 2022	FY 2023	FY2024			FY2025	Change from
Object	Account	Actuals	Actuals	Revised	YTD 07/31	Annualized	Adopted	2024
531110	Other Supplies	\$0	\$0	\$10,000	\$0	\$0	\$10,000	\$0
572000	Payments to Other Agencies	\$1,766	\$0	\$0	\$0	\$0	\$0	\$0
Total		\$1,766	\$0	\$10,000	\$0	\$0	\$10,000	\$0

Opioid Settlement (Fund 213)

Revenues		FY 2022	FY 2023	FY2024			FY2025	Change from
Object	Account	Actuals	Actuals	Revised	YTD 07/31	Annualized	Adopted	2024
351920	Opioid Settlement	\$0	\$0	\$0	\$81,028	\$81,028	\$90,000	\$90,000
391000	Operating Transfers In	\$0	\$0	\$0	\$0	\$0	\$0	\$0
Total		\$0	\$0	\$0	\$81,028	\$81,028	\$90,000	\$90,000

Expenditures		FY 2022	FY 2023	FY2024			FY2025	Change from
Object	Account	Actuals	Actuals	Revised	YTD 07/31	Annualized	Adopted	2024
523710	Education Programs	\$0	\$0	\$0	\$0	\$0	\$90,000	\$90,000
531110	Other Supplies	\$0	\$0	\$0	\$0	\$0	\$0	\$0
Total		\$0	\$0	\$0	\$0	\$0	\$90,000	\$90,000

E911 (Fund 215)

Revenues		FY 2022	FY 2023	FY2024			FY2025	Change from
Object	Account	Actuals	Actuals	Revised	YTD 07/31	Annualized	Adopted	2024
342500	E-911 Charges/Fees	\$1,631,945	\$1,683,170	\$2,212,375	\$1,127,795	\$1,684,471	\$1,700,000	(\$512,375)
342510	Prepaid Wireless	\$357,541	\$322,772	\$0	\$222,917	\$332,547	\$332,000	\$332,000
389000	Other Miscellaneous Revenue	\$0	\$0	\$0	\$0	\$0	\$0	\$0
391000	Operating Transfers In	\$0	\$0	\$0	\$0	\$93,454	\$455,759	\$455,759
Total		\$1,989,487	\$2,005,942	\$2,212,375	\$1,350,713	\$2,110,472	\$2,487,759	\$275,384

Expenditures		FY 2022	FY 2023	FY2024			FY2025	Change from
Object	Account	Actuals	Actuals	Revised	YTD 07/31	Annualized	Adopted	2024
521218	Emergency 911 Services	\$0	\$0	\$0	\$0	\$0	\$0	\$0
531590	Other Costs	\$0	\$0	\$0	\$0	\$0	\$0	\$0
572200	ChatComm/E911 Authority	\$1,989,487	\$2,005,942	\$2,212,375	\$1,350,713	\$2,110,472	\$2,487,759	\$275,384
Total		\$1,989,487	\$2,005,942	\$2,212,375	\$1,350,713	\$2,110,472	\$2,487,759	\$275,384

LMIG (Fund 250)

Revenues		FY 2022	FY 2023	FY2024			FY2025	Change from
Object	Account	Actuals	Actuals	Revised	YTD 07/31	Annualized	Adopted	2024
331150	Categorical Indirect	\$732,907	\$770,597	\$778,157	\$1,741,771	\$2,090,125	\$792,142	\$13,985
Total		\$732,907	\$770,597	\$778,157	\$1,741,771	\$2,090,125	\$792,142	\$13,985

Expenditures		FY 2022	FY 2023	FY2024			FY2025	Change from
Object	Account	Actuals	Actuals	Revised	YTD 07/31	Annualized	Adopted	2024
541430	Sidewalk Trails	\$0	\$0	\$0	\$0	\$0	\$792,142	\$792,142
521200	Professional Services	\$11,500	\$22,457	\$13,975	\$0	\$0	\$0	(\$13,975)
541420	Road Improvements	\$15,913	\$673,255	\$740,507	\$89,150	\$106,980	\$0	(\$740,507)
Total		\$27,413	\$695,712	\$754,482	\$89,150	\$106,980	\$792,142	\$37,660

Hotel/Motel Tax (Fund 275)

Revenues		FY 2022	FY 2023	FY2024			FY2025	Change from
Object	Account	Actuals	Actuals	Revised	YTD 07/31	Annualized	Adopted	2024
314100	Hotel/Motel Tax	\$483,164	\$527,982	\$653,391	\$364,498	\$437,398	\$653,391	\$0
331150	Categorical Indirect	\$30,000	\$0	\$160,000	\$0	\$0	\$210,000	\$50,000
361100	Interest Earnings	\$0	\$0	\$0	\$0	\$0	\$0	\$0
399999	Other Funding Sources - Fund Balance	\$0	\$0	\$0	\$0	\$0	\$0	\$0
Total		\$513,164	\$527,982	\$813,391	\$364,498	\$437,398	\$863,391	\$50,000

Expenditures		FY 2022	FY 2023	FY2024			FY2025	Change from
Object	Account	Actuals	Actuals	Revised	YTD 07/31	Annualized	Adopted	2024
521200	Professional Services	\$0	\$17,915	\$210,000	\$64,844	\$77,813	\$210,000	\$0
541200	Site Improvement	\$0	\$9,408	(\$5,100)	(\$81,054)	(\$97,265)	\$0	\$5,100
571110	Tourism Product Development (Contract with CVB)	\$189,884	\$208,206	\$256,783	\$143,248	\$171,897	\$256,783	(\$0)
571120	Tourism Promotion (Transfer to CVB)	\$155,289	\$170,273	\$210,000	\$119,415	\$143,298	\$210,000	\$0
591610	Operating Transfers Out (to General Fund)	\$137,992	\$151,307	\$186,608	\$104,101	\$124,921	\$186,608	\$0
Total		\$483,164	\$557,108	\$858,291	\$350,554	\$420,664	\$863,391	\$5,100

Tree Replacement (Fund 285)

Revenues		FY 2022	FY 2023	FY2024			FY2025	Change from
Object	Account	Actuals	Actuals	Revised	YTD 07/31	Annualized	Adopted	2024
346910	Development Fees	\$196,960	\$23,149	\$20,000	\$84,178	\$84,178	\$20,000	\$0
Total		\$226,960	\$23,149	\$20,000	\$84,178	\$84,178	\$20,000	\$0

Expenditures		FY 2022	FY 2023	FY2024			FY2025	Change from
Object	Account	Actuals	Actuals	Revised	YTD 07/31	Annualized	Adopted	2024
531703	Operating Supplies	\$0	\$0	\$0	\$0	\$0	\$0	\$0
139990	Fund Balance - Unreserved	\$0	\$0	\$20,000	\$0	\$20,000	\$20,000	\$0
Total		\$0	\$0	\$20,000	\$0	\$20,000	\$20,000	\$0

Stormwater (Fund 560)

Revenues		FY 2022	FY 2023	FY2024			FY2025	Change from
Object	Account	Actuals	Actuals	Revised	YTD 07/31	Annualized	Adopted	2024
399999	Use of Reserves Budget	\$76,075	\$0	\$800,000	\$0	\$800,000	\$800,000	\$0
324500	Stormwater Utility Interest	\$0	\$1,325	\$0	\$25,065	\$30,078	\$0	\$0
324510	Stormwater Utility Penalty	\$0	\$12,995	\$0	\$9,296	\$11,155	\$0	\$0
344260	Stormwater Utility Fees	\$2,035,107	\$2,881,107	\$3,000,000	\$2,541,373	\$3,000,000	\$3,000,000	\$0
Total		\$2,111,182	\$2,895,427	\$3,800,000	\$2,575,734	\$3,841,233	\$3,800,000	\$0

Operating Expenditures		FY 2022	FY 2023	FY2024			FY2025	Change from
Object	Account	Actuals	Actuals	Revised	YTD 07/31	Annualized	Adopted	2024
521200	Professional Services	\$138,048	\$422,074	\$562,006	\$48,010	\$562,006	\$479,206	(\$82,800)
521202	Contractual Services Admin	\$490,000	\$541,294	\$519,840	\$417,020	\$519,840	\$540,634	\$20,794
522210	Equipment Repair & Maint	\$105,868	\$11,907	\$21,000	\$0	\$21,000	\$21,000	\$0
522200	Repairs & Maintenance	\$2,443,473	\$3,578,282	\$1,915,255	\$1,855,610	\$1,915,255	\$1,814,562	(\$100,693)
523300	Advertising	\$0	\$0	\$2,500	\$0	\$2,500	\$2,500	\$0
523400	Printing & Binding	\$556	\$761	\$10,848	\$1,942	\$10,848	\$10,848	\$0
531120	Office Supplies	\$45	\$45	\$2,000	\$55	\$2,000	\$2,000	\$0
531130	Postage	\$0	\$20,674	\$27,250	\$29,095	\$29,095	\$27,250	\$0
531703	Operating Supplies	\$0	\$0	\$2,000	\$154	\$2,000	\$2,000	\$0
Total		\$3,177,990	\$4,575,037	\$3,062,699	\$2,351,886	\$3,064,544	\$2,900,000	(\$162,699)

Stormwater Capital Projects (Fund 565)

Capital Project Expenditures		FY 2022	FY 2023	FY2024	FY2025	Change from
Object	Account	Actuals	Actuals	YTD 07/31	Adopted	2024
541200	Site Improvement	\$0	\$0	\$900,000	\$900,000	\$0

Debt Funds

The City has three debts: (1) City Hall Certificate of Participation issuance, (2) Resurfacing Loan from Georgia Tollway Infrastructure Bank, and (3) Parks General Obligation Bond issuance. The first two are managed out of Fund 400 (Debt Service Fund) and the Parks Bond Debt is distinctly managed out of Fund 410 (Parks Bond Debt Service).

In accordance with the City's Debt Management Policy, as part of the budget preparation, each debt is reviewed and considered for potential early repayment. Of the three debts, two have not yet reached the point when they can be considered to be retired early. The City Hall COPS issuance is callable at par on September 1, 2027. The Parks Bond (for bonds maturing on April 1, 2028 or later) is callable on or after April 1, 2027. The GTIB loan for resurfacing can be prepaid in whole or in part at any time without premium or penalty according to the terms of the Promissory Note. The Council chose to pay down an extra portion of the GTIB loan principal at the close of FY2023. The FY2025 Proposed Budget anticipates paying the \$273,717 of principal and interest that are due in FY2025.

Debt Service (Fund 400)

Revenues		FY 2022	FY 2023	FY2024			FY2025
Object	Account	Actuals	Actuals	Revised	YTD 07/31	Annualized	Adopted
391000	Operating Transfers In	\$2,320,613	\$3,320,933	\$2,320,229	\$1,956,921		
	...from Public Works for GTIB Resurfacing Loan					\$1,273,717	\$273,717
	...from Facilities for City Hall COPS issuance					\$2,047,216	\$2,044,784
Total		\$2,320,613	\$3,320,933	\$2,320,229	\$1,956,921	\$3,320,933	\$2,318,501

Expenditures		FY 2022	FY 2023	FY2024			FY2025
Object	Account	Actuals	Actuals	Revised	YTD 07/31	Annualized	Adopted
581200	Capital Lease Principal	\$1,753,866	\$2,828,690	\$1,885,218	\$233,626		
	...GTIB Resurfacing Loan					\$1,213,589	\$263,795
	...City Hall COPS issuance					\$1,590,000	\$1,670,000
582200	Capital Lease Interest	\$566,727	\$492,243	\$435,011	\$225,538		
	...GTIB Resurfacing Loan					\$60,128	\$9,922
	...City Hall COPS issuance					\$457,216	\$374,784
Total		\$2,320,593	\$3,320,933	\$2,320,229	\$459,163	\$3,320,933	\$2,318,501

FY2025 Debt Service Payment Schedules

GTIB Loan

Payment Date	Principal	Interest	P&I Payment
10/1/2024	\$21,651	\$1,158	\$22,810
11/1/2024	\$21,711	\$1,099	\$22,810
12/1/2024	\$21,771	\$1,039	\$22,810
1/1/2025	\$21,831	\$979	\$22,810
2/1/2025	\$21,891	\$919	\$22,810
3/1/2025	\$21,952	\$858	\$22,810
4/1/2025	\$22,012	\$798	\$22,810
5/1/2025	\$22,073	\$737	\$22,810
6/1/2025	\$22,134	\$676	\$22,810
7/1/2025	\$22,195	\$615	\$22,810
8/1/2025	\$22,256	\$554	\$22,810
9/1/2025	\$22,317	\$492	\$22,810
Total	\$263,795	\$9,922	\$273,717

City Hall - COPS Issuance

Payment Date	Principal	Interest	P&I Payment
3/1/2025		\$187,392	\$187,392
9/1/2025	\$1,670,000	\$187,392	\$1,857,392
Total	\$1,670,000	\$374,784	\$2,044,784

Debt Service Parks GO Bond (Fund 410)

Revenues		FY 2022	FY 2023	FY2024			FY2025
Object	Account	Actuals	Actuals	Revised	YTD 07/31	Annualized	Adopted
311100	Property Taxes - Current Year	\$2,355,347	\$863,438	\$2,452,989	\$0	\$2,452,989	\$2,099,924
311200	Property Taxes - Prior Year	\$181,554	\$1,088,630	\$179,356	\$96,790	\$85,000	\$87,496
361000	Interest Earnings	\$5,610	\$89,308	\$5,000	\$69,245	\$118,706	\$50,000
Total		\$2,542,511	\$2,041,376	\$2,637,345	\$166,035	\$2,656,695	\$2,237,420

Expenditures		FY 2022	FY 2023	FY2024			FY2025
Object	Account	Actuals	Actuals	Revised	YTD 07/31	Annualized	Adopted
581100	Bond Principal	\$730,000	\$770,000	\$800,000	\$800,000	\$800,000	\$850,000
582100	Bond Interest	\$1,363,638	\$1,327,138	\$1,288,638	\$1,288,638	\$1,288,638	\$1,248,638
139990	Fund Balance - Unreserved	\$0	\$0	\$0	\$0	\$0	\$138,783
Total		\$2,093,638	\$2,097,138	\$2,088,638	\$2,088,638	\$2,088,638	\$2,237,420

FY2025 Debt Service Payment Schedule

Parks GO Bonds, Series 2017

Date	Principal	Interest	Total (P+I)
10/1/2024	\$0	\$624,319	\$624,319
4/1/2025	\$850,000	\$624,319	\$1,474,319
Total	\$850,000	\$1,248,638	\$2,098,638

CITY OF JOHNS CREEK

5
YEARS

Capital Improvement Plan

**CITY OF JOHNS CREEK
FINANCE DEPARTMENT
5-Year (FY2025-FY2029) CAPITAL IMPROVEMENT PLAN
TABLE OF CONTENTS**

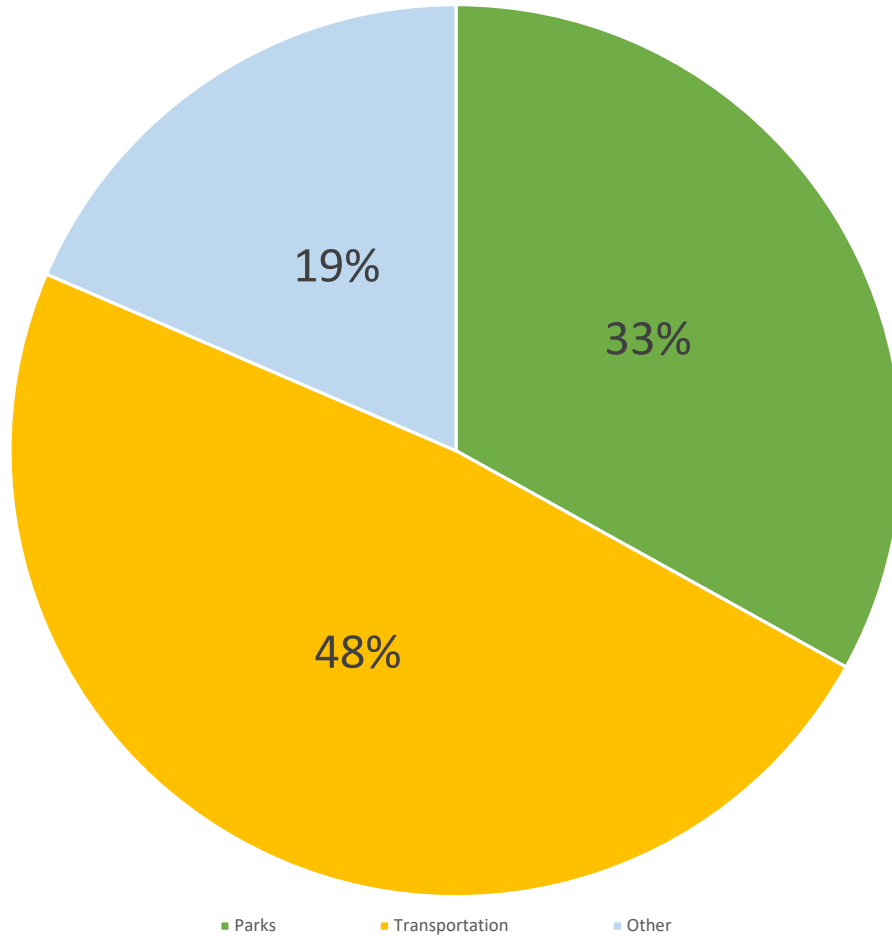
INTRODUCTION	Page Number
Summary of Planned Expenditures (5-Year Cost by Category)	2
Project Summary Table (Funding Request by Project, By Category)	3
Requested vs. Forecasted Funding Analysis (5-Year Funding by Source)	4
 PLANNED CAPITAL PROJECTS FOR YEAR 1 (FY2025)	
Narrative Summary of FY2025 Priorities.....	5
 <u>Transportation</u>	
Summary of FY2025 Requests, Project Detail and Related Information.....	6
 <u>Other</u>	
Summary of FY2025 Requests, Project Detail and Related Information.....	8
 <u>Parks</u>	
Summary of FY2025 Requests, Project Detail and Related Information.....	9
 PLANNED CAPITAL PROJECTS FOR FUTURE YEARS 2-5 (FY2026-2029)	
<u>Transportation</u>	
Summary of FY2026-2029 Requests, Project Name and Cost	10
 <u>Other</u>	
Summary of FY2026-2029 Requests, Project Name and Cost	11
 <u>Parks</u>	
Summary of FY2026-2029 Requests, Project Name and Cost	12

**City of Johns Creek Capital Improvement Plan
Summary - All Categories
5-Year Funding Request by Category**

Category	Current FY2024	Year 1 FY2025	Year 2 FY2026	Year 3 FY2027	Year 4 FY2028	Year 5 FY2029	Total Project Cost
Transportation	1,500,000	42,000,000	13,850,000	27,200,000	29,500,000	20,750,000	134,800,000
Other	2,450,000	16,150,000	13,500,000	6,500,000	6,500,000	6,500,000	51,600,000
Parks	2,200,000	300,000	36,436,666	26,786,667	21,153,334	5,200,000	92,076,667
Total Cost	6,150,000	58,450,000	63,786,666	60,486,667	57,153,334	32,450,000	278,476,667

Total FY2025 - FY2029

\$272,326,667



**City of Johns Creek Capital Improvement Plan
Summary - All Categories
Funding Request by Project**

TRANSPORTATION	<i>Current FY2024</i>	<i>Year 1 FY2025</i>	<i>Year 2 FY2026</i>	<i>Year 3 FY2027</i>	<i>Year 4 FY2028</i>	<i>Year 5 FY2029</i>	<i>Total Project Cost</i>
Bridges	0	2,000,000	0	11,000,000	16,000,000	16,000,000	45,000,000
Traffic Congestion Relief	0	17,400,000	3,000,000	7,500,000	500,000	0	28,400,000
Landscape/Streetscape	0	1,000,000	1,000,000	0	0	0	2,000,000
Operations and Safety	0	5,000,000	4,000,000	4,000,000	1,000,000	1,000,000	15,000,000
Pedestrian/Bike Improvements	1,500,000	16,600,000	5,850,000	4,700,000	12,000,000	3,750,000	44,400,000
Total - Transportation	1,500,000	42,000,000	13,850,000	27,200,000	29,500,000	20,750,000	134,800,000
OTHER	<i>Current FY2024</i>	<i>Year 1 FY2025</i>	<i>Year 2 FY2026</i>	<i>Year 3 FY2027</i>	<i>Year 4 FY2028</i>	<i>Year 5 FY2029</i>	<i>Total Project Cost</i>
Fire Station #63/Police Substation	2,300,000	8,500,000	0	0	0	0	10,800,000
Green Infrastructure Grant Program	0	500,000	500,000	500,000	500,000	500,000	2,500,000
Arts Facility	0	6,000,000	6,000,000	6,000,000	6,000,000	6,000,000	30,000,000
New Police Vehicles (5 qty)	0	400,000	0	0	0	0	400,000
Fire Station #61 Retrofit	100,000	300,000	0	0	0	0	400,000
Old Alabama Corridor Bioswales	50,000	450,000	0	0	0	0	500,000
Buice Road Corridor Bioswales		0	500,000	0	0	0	500,000
Johns Creek High School Bioretention		0	1,100,000	0	0	0	1,100,000
Johns Creek at Abbotts Bridge Stream Retention	0	0	5,400,000	0	0	0	5,400,000
Total - Other	2,450,000	16,150,000	13,500,000	6,500,000	6,500,000	6,500,000	51,600,000
PARKS	<i>Current FY2024</i>	<i>Year 1 FY2025</i>	<i>Year 2 FY2026</i>	<i>Year 3 FY2027</i>	<i>Year 4 FY2028</i>	<i>Year 5 FY2029</i>	<i>Total Project Cost</i>
Autrey Mill Nature Preserve and Heritage Center	0	0	1,675,000	500,000	450,000	0	2,625,000
Bell-Boles Park	0	0	600,000	0	0	0	600,000
Cauley Creek Park Outparcel	0	0	6,700,000	3,300,000	0	0	10,000,000
Cauley Creek Park - Phase II	2,200,000	300,000	18,108,333	8,683,334	4,250,000	2,050,000	35,591,667
Creekside Park	0	0	0	0	1,000,000	0	1,000,000
Morton Road Park	0	0	50,000	0	100,000	0	150,000
Newtown Park	0	0	750,000	1,500,000	1,500,000	2,000,000	5,750,000
Ocee Park	0	0	500,000	250,000	500,000	250,000	1,500,000
Shakerag Park	0	0	1,000,000	700,000	750,000	0	2,450,000
State Bridge Park		0	0	0	0	150,000	150,000
Systemwide Projects	0	0	7,053,333	11,853,333	12,603,334	750,000	32,260,000
Parks Total	2,200,000	300,000	36,436,666	26,786,667	21,153,334	5,200,000	92,076,667
GRAND TOTAL	6,150,000	58,450,000	63,786,666	60,486,667	57,153,334	32,450,000	278,476,667

**City of Johns Creek Capital Improvement Plan
Summary - All Categories
5-Year Funding by Source**

Available Fund Balance		Year 1 FY2025	Year 2 FY2026	Year 3 FY2027	Year 4 FY2028	Year 5 FY2029	5 Year Total	% of Total
335/336	TSPLOST	75,013,448	0	0	0	0	0	0%
565	Stormwater	945,661	0	0	0	0	0	0%
N/A	Other (Partnership Agreement, Fee in Lieu, etc.)	0	0	0	0	0	0	0%
302	Maintenance Accrual Fund	26,999,014	0	0	0	0	0	0%
250	LMIG	0	0	0	0	0	0	0%
N/A	Grant Funding	0	0	0	0	0	0	0%
N/A	Georgia Department of Transportation (GDOT)	0	0	0	0	0	0	0%
100	General Fund	0	0	0	0	0	0	0%
N/A	Unfunded/To Be Determined	0	0	0	0	0	0	0%
	Total	102,958,123	0	0	0	0	0	0%

Requested Funding		Year 1 FY2025	Year 2 FY2026	Year 3 FY2027	Year 4 FY2028	Year 5 FY2029	5 Year Total	% of Total
335/336	TSPLOST	38,650,000	11,250,000	17,000,000	13,700,000	12,950,000	93,550,000	51%
565	Stormwater	1,250,000	600,000	500,000	500,000	500,000	3,350,000	2%
N/A	Other (Partnership Agreement, Fee in Lieu, etc.)	2,000,000	2,000,000	0	0	0	4,000,000	2%
302	Maintenance Accrual Fund	0	0	0	0	0	0	0%
250	LMIG	350,000	0	1,700,000	800,000	800,000	3,650,000	2%
N/A	Grant Funding	0	5,250,000	0	15,000,000	3,000,000	23,250,000	13%
N/A	Georgia Department of Transportation (GDOT)	1,000,000	0	2,500,000	0	0	3,500,000	2%
100	General Fund	14,900,000	8,250,000	12,000,000	6,000,000	10,000,000	51,150,000	28%
N/A	Unfunded/To Be Determined	0	0	0	0	0	0	0%
	Total	58,150,000	27,350,000	33,700,000	36,000,000	27,250,000	182,450,000	100%

Forecasted Funding		Year 1 FY2025	Year 2 FY2026	Year 3 FY2027	Year 4 FY2028	Year 5 FY2029	5 Year Total	% of Total
335/336	TSPLOST	16,000,000	16,000,000	16,000,000	16,000,000	16,000,000	80,000,000	69%
565	Stormwater	900,000	900,000	900,000	900,000	900,000	4,500,000	4%
N/A	Other (Partnership Agreement, Fee in Lieu, etc.)	1,000,000	0	0	0	0	1,000,000	1%
302	Maintenance Accrual Fund	0	0	0	0	0	0	0%
250	LMIG	0	0	0	0	0	0	0%
N/A	Grant Funding	0	0	0	0	0	0	0%
N/A	Georgia Department of Transportation (GDOT)	0	0	0	0	0	0	0%
100	General Fund	6,000,000	6,000,000	6,000,000	6,000,000	6,000,000	30,000,000	26%
N/A	Unfunded/To Be Determined	0	0	0	0	0	0	0%
	Total	23,900,000	22,900,000	22,900,000	22,900,000	22,900,000	115,500,000	100%

Funding (Gap) / Surplus		Year 1 FY2025	Year 2 FY2026	Year 3 FY2027	Year 4 FY2028	Year 5 FY2029	5 Year Total	% of Total
335/336	TSPLOST	52,363,448	4,750,000	(1,000,000)	2,300,000	3,050,000	61,463,448	762%
565	Stormwater	(350,000)	300,000	400,000	400,000	400,000	1,150,000	14%
N/A	Other (Partnership Agreement, Fee in Lieu, etc.)	(1,000,000)	(2,000,000)	0	0	0	(3,000,000)	-37%
302	Maintenance Accrual Fund	0	0	0	0	0	0	0%
250	LMIG	(350,000)	0	(1,700,000)	(800,000)	(800,000)	(3,650,000)	-45%
N/A	Grant Funding	0	(5,250,000)	0	(15,000,000)	(3,000,000)	(23,250,000)	-288%
N/A	Georgia Department of Transportation (GDOT)	(1,000,000)	0	(2,500,000)	0	0	(3,500,000)	-43%
100	General Fund	(8,900,000)	(2,250,000)	(6,000,000)	0	(4,000,000)	(21,150,000)	-262%
N/A	Unfunded/To Be Determined	0	0	0	0	0	0	0%
	Total	40,763,448	(4,450,000)	(10,800,000)	(13,100,000)	(4,350,000)	8,063,448	100%

Planned Capital Projects for FY2025 (October 1, 2024 - September 30, 2025)

Summary of Requests		Total Est. Cost	FY2025 Funding Request
Transportation - Pedestrian/Bike Improvements	Medlock Bridge Trail West (Bobby Jones to Old Alabama Road)	1,200,000	150,000
Transportation - Pedestrian/Bike Improvements	Medlock Bridge Trail East (Chattahoochee River to Old Alabama Road)	1,450,000	200,000
Transportation - Bridges	New Bridge with sidewalk and trail on Old Alabama Road over Johns Creek	1,000,000	1,000,000
Transportation - Bridges	New Bridge with sidewalk and trail on Old Alabama Road over Sal's Creek	1,000,000	1,000,000
Transportation - Traffic Congestion Relief	Widen McGinnis Ferry Road from two lanes to four lanes from Douglas to Sargent Road	8,900,000	8,900,000
Transportation - Traffic Congestion Relief	Improve traffic capacity of Jones Bridge Road at the intersection of Sargent Road and the intersection of Douglas Road.	4,000,000	4,000,000
Transportation - Traffic Congestion Relief	Improve traffic capacity of Medlock Bridge Road at intersection with McGinnis Ferry Road.	2,000,000	2,000,000
Transportation - Traffic Congestion Relief	Improve traffic capacity of Medlock Bridge Road at intersection with State Bridge Road.	500,000	500,000
Transportation - Traffic Congestion Relief	Improve intersection of Lakefield Drive at Johns Creek Parkway.	2,000,000	2,000,000
Transportation - Landscape/Streetscape	Streetscape - Lakefield Drive as Main Street in Town Center.	1,000,000	1,000,000
Transportation - Operations and Safety	Improve intersection of Barnwell Road at Niblick Drive by adding left turn lane.	2,000,000	2,000,000
Transportation - Operations and Safety	Make operational improvements to intersections along Nesbit Ferry Road.	1,000,000	1,000,000
Transportation - Operations and Safety	Improve intersection of Johns Creek Parkway at East Johns Crossing.	2,000,000	2,000,000
Transportation - Pedestrian/Bike Improvements	Provide trail on Barnwell Road from Niblick Drive to Rivermont Parkway.	3,500,000	3,500,000
Transportation - Pedestrian/Bike Improvements	Provide trail on Barnwell Road from Rivermont Parkway to North Peak Drive.	3,500,000	3,500,000
Transportation - Pedestrian/Bike Improvements	Build a pedestrian bridge with sidewalk and trail on Buice Road over Johns Creek.	3,250,000	3,250,000
Transportation - Pedestrian/Bike Improvements	Provide pedestrian underpasses from the west side of Medlock Bridge Road, near the Hearthsides senior facility, to the new "City Park" on the east side of the roadway.	6,000,000	6,000,000
		\$44,300,000	\$42,000,000

Detailed Project Descriptions

Medlock Bridge Trail West (Bobby Jones to Old Alabama Road)	FY2025 Funding Request	\$150,000
Category Transportation - Pedestrian/Bike Improvements	Total Estimated Cost:	\$1,200,000
Detailed Project Description: The City adopted a Sidewalk Policy and subsequent matrix to identify gaps on the sidewalk/trail network across this City. The goal is to construct a safe sidewalk along one side of each main road throughout the City. This project ranks the highest as it constructs the first Trail along Medlock Bridge south of Old Alabama Road, is along a Major Arterial and is close to schools, parks and activity centers. The City adopted a Sidewalk Policy and subsequent matrix to identify gaps on the sidewalk/trail network across this City. The goal is to construct a safe sidewalk along one side of each main road throughout the City. This project ranks the highest as it constructs the first Trail along Medlock Bridge south of Old Alabama Road, is along a Major Arterial and is close to schools, parks and activity centers.		
Medlock Bridge Trail East (Chattahoochee River to Old Alabama Road)	FY2025 Funding Request	\$200,000
Category Transportation - Pedestrian/Bike Improvements	Total Estimated Cost:	\$1,450,000
Detailed Project Description: This project will add a 10' multi-use trail on the east side of Medlock Bridge Road from the Chattahoochee River to the Bobby Jones signal at the entrance to the Atlanta Athletic Club. This trail would connect south to Peachtree Corners and the National Park area located on the south side of the river. In conjunction with the west side trail it will complete the connection to the existing trail at Perimeter Church and is next in the Sidewalk Priority Matrix. The City adopted a Sidewalk Policy and subsequent matrix to identify gaps on the sidewalk/trail network across this City. The goal is to construct a safe sidewalk along one side of each main road throughout the City. This project ranks second highest as it constructs the first Trail along Medlock Bridge south of Bobby Jones, is along a Major Arterial and is close to schools, parks and activity centers.		
New Bridge with sidewalk and trail on Old Alabama Road over Johns Creek	FY2025 Funding Request	\$1,000,000
Category Transportation - Bridges	Total Estimated Cost:	\$1,000,000
New Bridge with sidewalk and trail on Old Alabama Road over Sal's Creek	FY2025 Funding Request	\$1,000,000
Category Transportation - Bridges	Total Estimated Cost:	\$1,000,000
Widen McGinnis Ferry Road from two lanes to four lanes from Douglas to Sargent Road	FY2025 Funding Request	\$8,900,000
Category Transportation - Traffic Congestion Relief	Total Estimated Cost:	\$8,900,000
Improve traffic capacity of Jones Bridge Road at the intersection of Sargent Road and the intersection of Douglas Road.	FY2025 Funding Request	\$4,000,000
Category Transportation - Traffic Congestion Relief	Total Estimated Cost:	\$4,000,000
Improve traffic capacity of Medlock Bridge Road at intersection with McGinnis Ferry Road.	FY2025 Funding Request	\$2,000,000
Category Transportation - Traffic Congestion Relief	Total Estimated Cost:	\$2,000,000
Improve traffic capacity of Medlock Bridge Road at intersection with State Bridge Road.	FY2025 Funding Request	\$500,000
Category Transportation - Traffic Congestion Relief	Total Estimated Cost:	\$500,000
Improve intersection of Lakefield Drive at Johns Creek Parkway.	FY2025 Funding Request	\$2,000,000
Category Transportation - Traffic Congestion Relief	Total Estimated Cost:	\$2,000,000
Streetscape - Lakefield Drive as Main Street in Town Center.	FY2025 Funding Request	\$1,000,000
Category Transportation - Operations and Safety	Total Estimated Cost:	\$1,000,000
Improve intersection of Barnwell Road at Niblick Drive by adding left turn lane.	FY2025 Funding Request	\$2,000,000
Category Transportation - Operations and Safety	Total Estimated Cost:	\$2,000,000
Make operational improvements to intersections along Nesbit Ferry Road.	FY2025 Funding Request	\$1,000,000
Category Transportation - Pedestrian/Bike Improvements	Total Estimated Cost:	\$1,000,000
Improve intersection of Johns Creek Parkway at East Johns Crossing.	FY2025 Funding Request	\$2,000,000
Category Transportation - Pedestrian/Bike Improvements	Total Estimated Cost:	\$2,000,000
Provide trail on Barnwell Road from Niblick Drive to Rivermont Parkway.	FY2025 Funding Request	\$3,500,000
Category Transportation - Pedestrian/Bike Improvements	Total Estimated Cost:	\$3,500,000

Provide trail on Barnwell Road from Rivermont Parkway to North Peak Drive.	FY2025 Funding Request	\$3,500,000
<i>Category</i> Transportation - Pedestrian/Bike Improvements	<i>Total Estimated Cost:</i>	<i>\$3,500,000</i>
Build a pedestrian bridge with sidewalk and trail on Buice Road over Johns Creek.	FY2025 Funding Request	\$3,250,000
<i>Category</i> Transportation - Pedestrian/Bike Improvements	<i>Total Estimated Cost:</i>	<i>\$3,250,000</i>
Provide pedestrian underpasses from the west side of Medlock Bridge Road, near the Hearthside senior facility, to the new "City Park" on the east side of the roadway.	FY2025 Funding Request	\$6,000,000
<i>Category</i> Transportation - Pedestrian/Bike Improvements	<i>Total Estimated Cost:</i>	<i>\$6,000,000</i>

Planned Capital Projects for FY2025 (October 1, 2024 - September 30, 2025)

Summary of Requests		Total	FY2025	
		Est. Cost	Funding Request	
1	Other	Fire Station #63/Police Substation	10,800,000	8,500,000
3	Other	Arts Facility	30,000,000	6,000,000
4	Other	New Police Vehicles (5 qty)	400,000	400,000
			\$41,200,000	\$14,900,000

Detailed Project Descriptions

1	Fire Station #63/Police Substation	FY2025 Funding Request	\$8,500,000
	<i>Category</i> Other	<i>Total Estimated Cost:</i> \$10,800,000	
	Detailed Project Description: Construction of a new combined Fire and Police station to replace FS #63 and rental space for Police Substation. Project Justification a. Structural Concerns: Foundation, concrete walls, roof b. Plumbing issues and failing pipes c. Age & Design d. Previously remediated mold/Contained asbestos e. Environmental Inefficiencies f. JCPD requested a new south precinct. Currently they rent. g. More secure setting to operate a Police Substation. h. Repair costs are high and continue to increase i. This station desperately needs to be modernized		

3	Arts Facility	FY2025 Funding Request	\$6,000,000
	Category Other	Total Estimated Cost:	\$30,000,000
<p>Detailed Project Description: A performing arts center for the City of Johns Creek would be a modern, multi-functional venue designed to host a variety of performances, from local theater productions and concerts to dance recitals and community events. It would likely feature state-of-the-art sound and lighting systems, a spacious main auditorium with comfortable seating, and additional facilities like rehearsal rooms, art galleries, and community meeting spaces to support and enhance the city's cultural and artistic landscape.</p> <p>Formula: C= capital Cost A = size of facility B = construction cost</p> <ul style="list-style-type: none"> • C = A X B • Capital cost = (size of facility) X (construction cost) • Capital cost = (50,000 square feet) X (\$600 per square foot) <p>Assumptions</p> <p>This formula assumes that the City will build the new arts center on already owned land, or upon land that will not require an acquisition cost.</p> <p>This formula also assumes that the 50,000 square-foot facility will not feature a banquet hall/ conference center.</p> <p>This formula assumes that the 50,000 square-foot venue will feature a 5,000 square foot flexible venue space that can be configured for small performances or catered events (400-person capacity)</p> <ul style="list-style-type: none"> * a 1,300 square foot rehearsal space * a 1,070-seat performance space that features: <ul style="list-style-type: none"> * 3 tiers of seating * a full orchestra pit * a fly loft * green rooms * dressing rooms 			

4	New Police Vehicles (5 qty)	FY2025 Funding Request	\$400,000
	Category Other	Total Estimated Cost:	\$400,000
<p>Detailed Project Description: The department will propose to purchase five (5) new police vehicles for five (5) new full-time Officer positions recommended in FY2025. Our new Strategic Multi-Year plan for FY2024 – FY2028 focuses on data, challenges impacting manpower, and other minimum personnel requirements essential for the Johns Creek Police Department to sustain its present level of service. From our proposal, we identified the following areas of importance which have presently increased our workload and will do so in the future:</p> <ul style="list-style-type: none"> Population Calls for service Criminal investigations Community engagement programs Annual required career development training City-sponsored events Future opening of Cauley Creek Creekside Park / City Center / Medley <p>With this commitment and demand for service, there is an identified need to purchase five (5) new Police Vehicles for the five (5) requested police officer positions for FY2025. These new vehicles will be fully equipped police units assigned to personnel on patrol who provide around the clock public safety service in an on-going effort to improve the quality of life for the citizens of Johns Creek</p>			

Planned Capital Projects for FY2025 (October 1, 2024 - September 30, 2025)

Summary of Requests		Total	FY2025	
		Est. Cost	Funding Request	
1	Parks	Cauley Creek - Additional Overflow Parking Lot for Courts Complex	300,000	300,000
			\$300,000	\$300,000

Detailed Project Descriptions

1	Cauley Creek - Additional Overflow Parking Lot for Courts Complex	FY2025 Funding Request	\$300,000
	<i>Category Parks</i>	<i>Total Estimated Cost:</i>	<i>\$300,000</i>
	<p>Detailed Project Description: Construct new overflow parking lot to add 80-100 spaces and connecting sidewalks adjacent to the courts complex at Cauley Creek Park. A conceptual plan is below and the parking may be gravel or paved pending final construction costs. Cauley Creek Park was opened Summer of 2023. The popularity and use of the courts is so high that the parking demand exceeds the original parking constructed in phase 1 construction of Cauley Creek. In times of peak use, vehicles park on the sides of the interior park roadway creating potential safety issues and damaging park grounds. A new overflow parking lot across the street has been conceptually planned and cost projected.</p>		

Planned Capital Projects for Future Years (October 1, 2025 - September 30, 2029)

Summary of Funding Requests FY2026

Category	Sub-Category	Project Name	Funding Request
Transportation	Traffic Congestion Relief	Upgrade traffic signalization system to better synchronize traffic signals	500,000
Transportation	Traffic Congestion Relief	Improve traffic capacity of Medlock Bridge Road at intersection with State Bridge Road.	2,500,000
Transportation	Landscape/Streetscape	Streetscape - Lakefield Drive as Main Street in Town Center.	1,000,000
Transportation	Operations and Safety	Make operational improvements to intersections along Nesbit Ferry Road.	4,000,000
Transportation	Pedestrian/Bike Improvements	Provide pedestrian underpasses from the west side of Medlock Bridge Road, near the Hearthiside senior facility, to the new "City Park" on the east side of the roadway.	3,250,000
Transportation	Pedestrian/Bike Improvements	Medlock Bridge Trl W (Bobby Jones to Old Alabama Rd)	250,000
Transportation	Pedestrian/Bike Improvements	Medlock Bridge Trl E (Chattahoochee River to Old Alabama Rd)	350,000
Transportation	Pedestrian/Bike Improvements	Chattahoochee Greenway Phase 2	2,000,000
			\$13,850,000

Summary of Funding Requests FY2027

Category	Sub-Category	Project Name	Funding Request
Transportation	Bridges	New Bridge with sidewalk and trail on Old Alabama Road over Johns Creek	5,500,000
Transportation	Bridges	New Bridge with sidewalk and trail on Old Alabama Road over Sal's Creek	5,500,000
Transportation	Traffic Congestion Relief	Improve traffic capacity of Medlock Bridge Road at intersection with McGinnis Ferry Road.	5,000,000
Transportation	Traffic Congestion Relief	Improve traffic capacity of Medlock Bridge Road at intersection with State Bridge Road.	2,500,000
Transportation	Operations and Safety	Improve intersection of Bell Road at Rogers Circle North.	3,000,000
Transportation	Operations and Safety	Make operational improvements to intersections along Nesbit Ferry Road.	1,000,000
Transportation	Pedestrian/Bike Improvements	Provide a sidewalk or trail along the west side of Spruill Road from Old Alabama Road to Buice Road.	1,000,000
Transportation	Pedestrian/Bike Improvements	Provide missing sections of trail along Wilson Road from Medlock Bridge Road to Parsons Road.	1,000,000
Transportation	Pedestrian/Bike Improvements	Provide trail connecting back of Autrey Mill Nature Preserve to Falls of Autry Mill.	1,000,000
Transportation	Pedestrian/Bike Improvements	Medlock Bridge Trl W (Bobby Jones to Old Alabama Rd)	800,000
Transportation	Pedestrian/Bike Improvements	Medlock Bridge Trl E (Chattahoochee River to Old Alabama Rd)	900,000
			\$27,200,000

Summary of Funding Requests FY2028

Category	Sub-Category	Project Name	Funding Request
Transportation	Bridges	TBD	16,000,000
Transportation	Traffic Congestion Relief	Upgrade traffic signalization system to better synchronize traffic signals	500,000
Transportation	Operations and Safety	Make operational improvements to intersections along Nesbit Ferry Road.	1,000,000
Transportation	Pedestrian/Bike Improvements	Chattahoochee Greenway Phase 2	12,000,000
			\$29,500,000

Summary of Funding Requests FY2029

Category	Sub-Category	Project Name	Funding Request
Transportation	Bridges	TBD	16,000,000
Transportation	Operations and Safety	Improve intersection of Buice Road at Oxford Mill.	1,000,000
Transportation	Pedestrian/Bike Improvements	Provide missing sections of sidewalk along Brumbelow Road, south of Stoney Ridge Drive.	1,000,000
Transportation	Pedestrian/Bike Improvements	Provide missing sections of the multi-use trail along Boles Road from Abbotts Bridge Road to Sugar Crest Avenue.	2,000,000
Transportation	Pedestrian/Bike Improvements	Provide missing section of trail along Rogers Circle from Bell Road to Shakerag Park.	750,000
			\$20,750,000

Planned Capital Projects for Future Years (October 1, 2025 - September 30, 2029)

Summary of Funding Requests FY2026

Category	Sub-Category	Project Name	Funding Request
Other	N/A	Green Infrastructure Grant Program	1,000,000
Other	N/A	Arts Facility	6,000,000
Other	N/A	Fire Station #61 Retrofit	300,000
Other	N/A	Old Alabama Corridor Bioswales	450,000
Other	N/A	Buice Road Corridor Bioswales	500,000
Other	N/A	Johns Creek High School Bioretention	1,100,000
Other	N/A	Johns Creek at Abbotts Bridge Stream Retention	5,400,000
			\$14,750,000

Summary of Funding Requests FY2027

Category	Sub-Category	Project Name	Funding Request
Other	N/A	Green Infrastructure Grant Program	500,000
Other	N/A	Arts Facility	6,000,000
			\$6,500,000

Summary of Funding Requests FY2028

Category	Sub-Category	Project Name	Funding Request
Other	N/A	Green Infrastructure Grant Program	500,000
Other	N/A	Arts Facility	6,000,000
			\$6,500,000

Summary of Funding Requests FY2029

Category	Sub-Category	Project Name	Funding Request
Other	N/A	Green Infrastructure Grant Program	500,000
Other	N/A	Arts Facility	6,000,000
			\$6,500,000

Planned Capital Projects for Future Years (October 1, 2025 - September 30, 2029)

Summary of Funding Requests FY2026

Category	Park Name	Project Name	Funding Request
Parks	Autrey Mill	Trail Improvements	500,000
Parks	Autrey Mill	Parking, grading, drainage improvements	1,000,000
Parks	Autrey Mill	Animal habitat improvements	175,000
Parks	Bell-Boles	Enhancements to play area	100,000
Parks	Bell-Boles	Construct restroom building	500,000
Parks	Cauley Creek Outparcel	Cauley Creek Outparcel - Parking, Walkway, Trails	3,400,000
Parks	Cauley Creek Outparcel	Cauley Creek Outparcel - Develop Event Space	2,200,000
Parks	Cauley Creek Outparcel	Cauley Creek Outparcel - Develop Restaurant	1,100,000
Parks	Cauley Creek Phase II	Design and build the rest of Cauley Creek/Quail Hollow	3,333,333
Parks	Cauley Creek Phase II	Add playground Area @ entrance of Cauley Creek Pk	2,200,000
Parks	Cauley Creek Phase II	Redesign baseball field area for rectangular fields	2,175,000
Parks	Cauley Creek Phase II	Add playground area @ 5k Staging Area	1,100,000
Parks	Cauley Creek Phase II	Additional Funding for Maker Space	6,800,000
Parks	Cauley Creek Phase II	Park Plan Cauley Creek Phase II	2,500,000
Parks	Morton Road	Park Plan	50,000
Parks	Newtown Park	Add lighting to tennis courts	250,000
Parks	Newtown Park	Resurface sport courts and expand pickleball court	500,000
Parks	Ocee Park	Update lighting fixtures to LED at Field 1	250,000
Parks	Ocee Park	Update lighting fixtures to LED at Field 2	250,000
Parks	Shakeraq Park	Create an unpaved trail around lake	250,000
Parks	Shakeraq Park	Improve/increase parking	500,000
Parks	Shakeraq Park	Park Plan	250,000
Parks	Systemwide Projects	Chattahoochee River Phase I	1,853,333
Parks	Systemwide Projects	Johns Creek Parkway Linear Park Design	200,000
Parks	Systemwide Projects	Chattahoochee Greenway Construction	5,000,000

\$36,436,666

Summary of Funding Requests FY2027

Category	Park Name	Project Name	Funding Request
Parks	Autrey Mill	Trail Improvements	500,000
Parks	Cauley Creek Outparcel	Cauley Creek Outparcel - Develop Restaurant	1,100,000
Parks	Cauley Creek Outparcel	Cauley Creek Outparcel - Develop Adventure Play Area	2,200,000
Parks	Cauley Creek Phase II	Design and build the rest of Cauley Creek/Quail Hollow	3,333,334
Parks	Cauley Creek Phase II	Add playground area @ 5k Staging Area	1,100,000
Parks	Cauley Creek Phase II	Park Plan Cauley Creek Phase II	4,250,000
Parks	Newtown Park	Turf replacement at soccer/lacrosse fields	1,500,000
Parks	Ocee Park	Update lighting fixtures to LED at Field 3	250,000
Parks	Shakeraq Park	Add connector trail to National Park Service Land	200,000
Parks	Shakeraq Park	Renovate existing baseball field	500,000
Parks	Systemwide Projects	Chattahoochee River Phase I	1,853,333
Parks	Systemwide Projects	Chattahoochee River Phase II	10,000,000

\$26,786,667

Summary of Funding Requests FY2028

Category	Park Name	Project Name	Funding Request
Parks	Autrey Mill	Park Plan	450,000
Parks	Cauley Creek Phase II	Park Plan	2,000,000
Parks	Cauley Creek Phase II	Park Plan Cauley Creek Phase II	2,250,000
Parks	Creekside Park	Park Plan	1,000,000
Parks	Morton Road	Park Plan	100,000
Parks	Newtown Park	Park Plan	1,500,000
Parks	Ocee Park	Park Plan	500,000
Parks	Shakeraq Park	Park Plan	750,000
Parks	Systemwide Projects	Chattahoochee River Phase I	1,853,334
Parks	Systemwide Projects	Park Plan	10,750,000

\$21,153,334

Summary of Funding Requests FY2029

Category	Park Name	Project Name	Funding Request
Parks	Cauley Creek Phase II	Park Plan	1,050,000
Parks	Cauley Creek Phase II	Park Plan Cauley Creek Phase II	1,000,000
Parks	Newtown Park	Park Plan	2,000,000
Parks	Ocee Park	Park Plan	250,000
Parks	State Bridge	Park Plan	150,000
Parks	Systemwide Projects	Park Plan	750,000
			\$5,200,000